

# ADMITTED & ENROLLED BY LEVEL REPORT

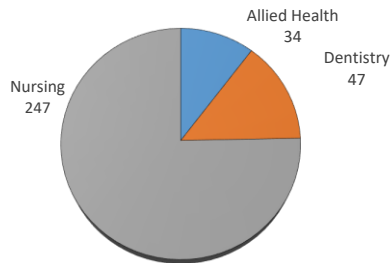
Fall 2019

Male/Female Ethnic (IPEDS) Totals

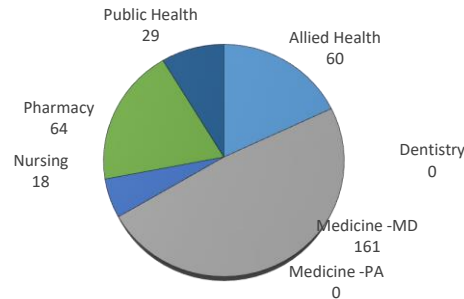
University of Oklahoma Health Sciences Center

LEVEL/COLLEGE	TOT	CAUCASIAN			AFRICAN AMERICAN			HISPANIC			ASIAN			AMERICAN INDIAN			HAWAIIAN/PACIFIC ISLANDER			INTERNATIONAL			MULTI-ETHNIC			UNREPORTED											
		M	F	U	%	M	F	U	%	M	F	U	%	M	F	U	%	M	F	U	%	M	F	U	%	M	F	U	%								
<b>UNDERGRADUATE</b>	<b>328</b>	<b>13</b>	<b>196</b>	<b>0</b>	<b>64%</b>	<b>2</b>	<b>10</b>	<b>0</b>	<b>4%</b>	<b>3</b>	<b>36</b>	<b>0</b>	<b>12%</b>	<b>2</b>	<b>13</b>	<b>0</b>	<b>5%</b>	<b>0</b>	<b>7</b>	<b>0</b>	<b>2%</b>	<b>0</b>	<b>0</b>	<b>0</b>	<b>0%</b>	<b>0</b>	<b>0</b>	<b>0</b>	<b>0%</b>	<b>0</b>	<b>5</b>	<b>0</b>	<b>2%</b>	<b>2</b>	<b>39</b>	<b>0</b>	<b>13%</b>
Allied Health	34	1	25	0	76%	0	1	0	3%	0	3	0	9%	0	0	0	0%	0	0	0	0%	0	0	0	0%	0	0	0	0%	0	4	0	12%				
Dentistry	47	0	29	0	62%	0	1	0	2%	0	7	0	15%	1	0	0	2%	0	1	0	2%	0	0	0	0%	0	1	0	2%	0	7	0	15%				
Nursing	247	12	142	0	62%	2	8	0	4%	3	26	0	12%	1	13	0	6%	0	6	0	2%	0	0	0	0%	0	4	0	2%	2	28	0	12%				
<b>PROFESSIONAL</b>	<b>332</b>	<b>72</b>	<b>123</b>	<b>0</b>	<b>59%</b>	<b>8</b>	<b>5</b>	<b>0</b>	<b>4%</b>	<b>9</b>	<b>14</b>	<b>0</b>	<b>7%</b>	<b>18</b>	<b>24</b>	<b>0</b>	<b>13%</b>	<b>4</b>	<b>7</b>	<b>0</b>	<b>3%</b>	<b>0</b>	<b>0</b>	<b>0</b>	<b>0%</b>	<b>0</b>	<b>2</b>	<b>0</b>	<b>1%</b>	<b>12</b>	<b>7</b>	<b>0</b>	<b>6%</b>	<b>6</b>	<b>21</b>	<b>0</b>	<b>8%</b>
Allied Health	60	0	42	0	70%	0	0	0	0%	1	7	0	13%	0	0	0	0%	0	2	0	3%	0	0	0	0%	0	0	0	0%	0	0	0	0%	1	7	0	13%
Dentistry	0	0	0	0	-	0	0	0	-	0	0	0	-	0	0	0	-	0	0	0	-	0	0	0	-	0	0	0	-	0	0	0	-				
Medicine -MD	161	50	46	0	60%	4	3	0	4%	3	2	0	3%	12	13	0	16%	2	1	0	2%	0	0	0	0%	0	0	0	0%	12	6	0	11%	4	3	0	4%
Medicine -PA	0	0	0	0	-	0	0	0	-	0	0	0	-	0	0	0	-	0	0	0	-	0	0	0	-	0	0	0	-	0	0	0	-				
Nursing	18	1	8	0	50%	0	1	0	6%	1	2	0	17%	0	1	0	6%	1	2	0	17%	0	0	0	0%	0	0	0	0%	0	1	0	6%				
Pharmacy	64	8	21	0	45%	4	1	0	8%	2	1	0	5%	6	9	0	23%	0	2	0	3%	0	0	0	0%	0	1	0	2%	1	8	0	14%				
Public Health	29	13	6	0	66%	0	0	0	0%	2	2	0	14%	0	1	0	3%	1	0	0	3%	0	0	0	0%	0	2	0	7%	0	0	0	7%				
<b>GRADUATE COLLEGE</b>	<b>57</b>	<b>6</b>	<b>18</b>	<b>0</b>	<b>42%</b>	<b>1</b>	<b>2</b>	<b>0</b>	<b>5%</b>	<b>2</b>	<b>3</b>	<b>0</b>	<b>9%</b>	<b>3</b>	<b>1</b>	<b>0</b>	<b>7%</b>	<b>0</b>	<b>1</b>	<b>0</b>	<b>2%</b>	<b>0</b>	<b>0</b>	<b>0</b>	<b>0%</b>	<b>3</b>	<b>14</b>	<b>0</b>	<b>30%</b>	<b>0</b>	<b>0</b>	<b>0</b>	<b>0%</b>	<b>1</b>	<b>2</b>	<b>0</b>	<b>5%</b>
Allied Health	6	1	2	0	50%	0	0	0	0%	0	0	0	0%	0	0	0	0%	0	0	0	0%	0	0	0	0%	0	1	0	17%	0	0	0	0%	0	2	0	33%
Dentistry	0	0	0	0	-	0	0	0	-	0	0	0	-	0	0	0	-	0	0	0	-	0	0	0	-	0	0	0	-	0	0	0	-				
Graduate -CTS	8	1	2	0	38%	0	2	0	25%	0	0	0	0%	0	1	0	13%	0	0	0	0%	0	0	0	0%	0	2	0	25%	0	0	0	0%	0	0	0	0%
Medicine	38	4	13	0	45%	0	0	0	0%	2	2	0	11%	2	0	0	5%	0	1	0	3%	0	0	0	0%	3	10	0	34%	0	0	0	0%	1	0	0	3%
Nursing	1	0	1	0	100%	0	0	0	0%	0	0	0	0%	0	0	0	0%	0	0	0	0%	0	0	0	0%	0	0	0	0%	0	0	0	0%	0	0	0	0%
Pharmacy	0	0	0	0	-	0	0	0	-	0	0	0	-	0	0	0	-	0	0	0	-	0	0	0	-	0	0	0	-	0	0	0	-				
Public Health	4	0	0	0	0%	1	0	0	25%	0	1	0	25%	1	0	0	25%	0	0	0	0%	0	0	0	0%	0	1	0	25%	0	0	0	0%	0	0	0	0%
<b>TOTAL OUHSC</b>	<b>728</b>	<b>95</b>	<b>343</b>	<b>0</b>	<b>60%</b>	<b>11</b>	<b>19</b>	<b>0</b>	<b>4%</b>	<b>14</b>	<b>53</b>	<b>0</b>	<b>9%</b>	<b>23</b>	<b>38</b>	<b>0</b>	<b>8%</b>	<b>4</b>	<b>15</b>	<b>0</b>	<b>3%</b>	<b>0</b>	<b>0</b>	<b>0</b>	<b>0%</b>	<b>4</b>	<b>16</b>	<b>0</b>	<b>3%</b>	<b>12</b>	<b>12</b>	<b>0</b>	<b>3%</b>	<b>9</b>	<b>62</b>	<b>0</b>	<b>10%</b>
Allied Health	100	2	69	0	71%	0	1	0	1%	1	10	0	11%	0	0	0	0%	0	2	0	2%	0	0	0	0%	0	1	0	1%	0	0	0	0%	1	13	0	14%
Dentistry	47	0	29	0	62%	0	1	0	2%	0	7	0	15%	1	0	0	2%	0	1	0	2%	0	0	0	0%	0	1	0	2%	0	7	0	15%				
Graduate -CTS	8	1	2	0	38%	0	4	0	50%	0	0	0	0%	0	1	0	13%	0	0	0	0%	0	0	0	0%	0	2	0	25%	0	0	0	0%	0	0	0	0%
Medicine	199	54	59	0	57%	4	3	0	4%	5	4	0	5%	14	13	0	14%	2	2	0	2%	0	0	0	0%	3	10	0	7%	12	6	0	9%	5	3	0	4%
Nursing	266	13	151	0	62%	2	9	0	4%	4	28	0	12%	1	14	0	6%	1	8	0	3%	0	0	0	0%	0	4	0	2%	2	29	0	12%				
Pharmacy	64	8	21	0	45%	4	1	0	8%	2	1	0	5%	6	9	0	23%	0	2	0	3%	0	0	0	0%	0	1	0	2%	1	8	0	14%				
Public Health	33	13	6	0	58%	1	0	0	3%	2	3	0	15%	1	1	0	6%	1	0	0	3%	0	0	0	0%	0	3	0	9%	0	0	0	0%	0	2	0	6%
Norman Inter-Campus	0	0	0	0	-	0	0	0	-	0	0	0	-	0	0	0	-	0	0	0	-	0	0	0	-	0	0	0	-	0	0	0	-				
Non-Degree	11	4	6	0	91%	0	0	0	0%	0	0	0	0%	0	0	0	0%	0	0	0	0%	0	0	0	0%	1	0	0	9%	0	0	0	0%				

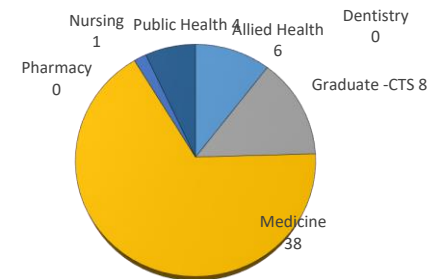
UNDERGRADUATE A&E



PROFESSIONAL A&E



GRADUATE COLLEGE A&E



IPEDS (Integrated Postsecondary Education Data System) is the core postsecondary education data collection program for the National Center for Education Statistics, a part of the Institute for Education Sciences within the United States Department of Education.

Prepared by the Office of Institutional Research using census data collected on August 30, 2019