

ENROLLMENT BY LOCATION REPORT

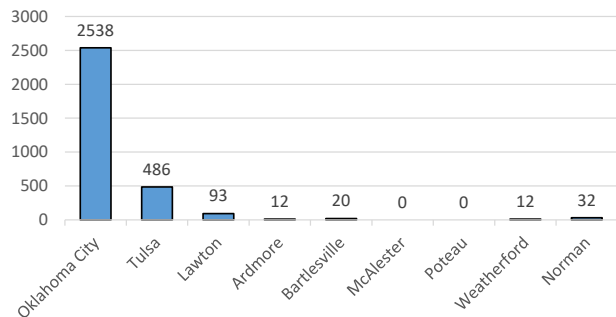
Fall 2019

Sex, Residency, Age & Full/Part Time Totals

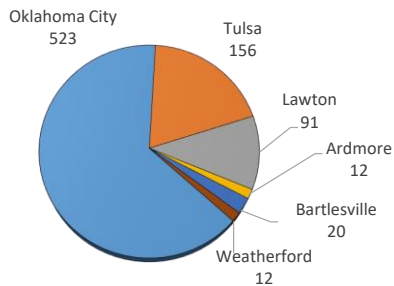
University of Oklahoma Health Sciences Center

LEVEL/COLLEGE	TOTAL			OKLAHOMA CITY		TULSA		LAWTON		ARDMORE		BARTLESVILLE		MCALESTER		POTEAU		WEATHERFORD		NORMAN	
	TOT	Male	Female	Male	Female	Male	Female	Male	Female	Male	Female	Male	Female	Male	Female	Male	Female	Male	Female	Male	Female
UNDERGRADUATE	814	82	732	45	478	26	130	11	80	0	12	0	20	0	0	0	0	12	0	0	
Allied Health	183	20	163	20	150	0	13	0	0	0	0	0	0	0	0	0	0	0	0	0	
Dentistry	92	1	91	1	47	0	0	0	0	0	12	0	20	0	0	0	0	12	0	0	
Nursing	539	61	478	24	281	26	117	11	80	0	0	0	0	0	0	0	0	0	0	0	
HEALTH PROFESSIONAL	2041	785	1256	690	1022	95	232	0	2	0	0	0	0	0	0	0	0	0	0	0	
Allied Health	437	85	352	65	284	20	68	0	0	0	0	0	0	0	0	0	0	0	0	0	
Dentistry	232	126	106	126	106	0	0	0	0	0	0	0	0	0	0	0	0	0	0	0	
Medicine -MD	643	354	289	300	233	54	56	0	0	0	0	0	0	0	0	0	0	0	0	0	
Medicine -PA	217	56	161	40	107	16	54	0	0	0	0	0	0	0	0	0	0	0	0	0	
Nursing	162	20	142	16	94	4	46	0	2	0	0	0	0	0	0	0	0	0	0	0	
Pharmacy	262	107	155	107	155	0	0	0	0	0	0	0	0	0	0	0	0	0	0	0	
Public Health	88	37	51	36	43	1	8	0	0	0	0	0	0	0	0	0	0	0	0	0	
GRADUATE COLLEGE (MS, PhD)	294	126	168	126	167	0	1	0	0	0	0	0	0	0	0	0	0	0	0	0	
Allied Health	29	5	24	5	23	0	1	0	0	0	0	0	0	0	0	0	0	0	0	0	
Dentistry	18	12	6	12	6	0	0	0	0	0	0	0	0	0	0	0	0	0	0	0	
Graduate -CTS	21	8	13	8	13	0	0	0	0	0	0	0	0	0	0	0	0	0	0	0	
Medicine	143	66	77	66	77	0	0	0	0	0	0	0	0	0	0	0	0	0	0	0	
Nursing	12	0	12	0	12	0	0	0	0	0	0	0	0	0	0	0	0	0	0	0	
Pharmacy	19	10	9	10	9	0	0	0	0	0	0	0	0	0	0	0	0	0	0	0	
Public Health	52	25	27	25	27	0	0	0	0	0	0	0	0	0	0	0	0	0	0	0	
TOTAL OUHSC	3193	1011	2182	865	1673	122	364	11	82	0	12	0	20	0	0	0	0	12	13	19	
Allied Health	649	110	539	90	457	20	82	0	0	0	0	0	0	0	0	0	0	0	0	0	
Dentistry	342	139	203	139	159	0	0	0	0	0	12	0	20	0	0	0	0	12	0	0	
Graduate -CTS	21	8	13	8	13	0	0	0	0	0	0	0	0	0	0	0	0	0	0	0	
Medicine	1003	476	527	406	417	70	110	0	0	0	0	0	0	0	0	0	0	0	0	0	
Nursing	713	81	632	40	387	30	163	11	82	0	0	0	0	0	0	0	0	0	0	0	
Pharmacy	281	117	164	117	164	0	0	0	0	0	0	0	0	0	0	0	0	0	0	0	
Public Health	140	62	78	61	70	1	8	0	0	0	0	0	0	0	0	0	0	0	0	0	
Norman Inter-Campus	32	13	19	0	0	0	0	0	0	0	0	0	0	0	0	0	0	0	13	19	
Non-Degree	12	5	7	4	6	1	1	0	0	0	0	0	0	0	0	0	0	0	0	0	

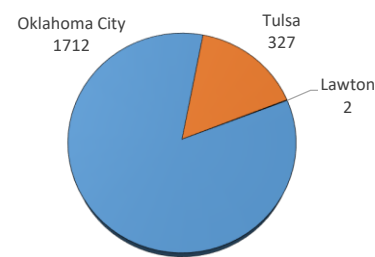
ENROLLMENT BY LOCATION



UNDERGRADUATE BY LOCATION



PROFESSIONAL BY LOCATION



GRADUATE COLLEGE BY LOCATION

