

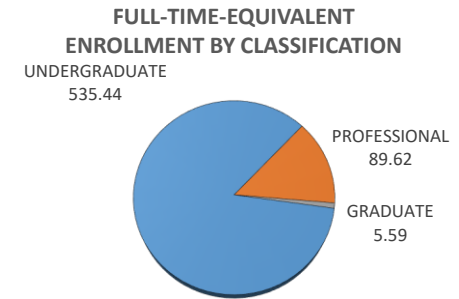
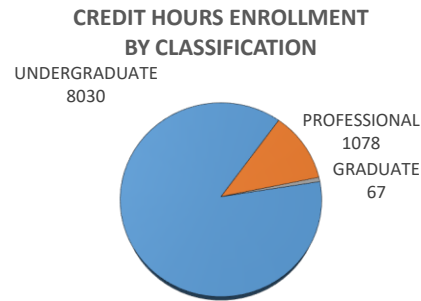
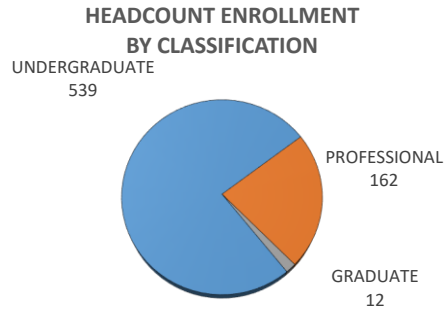
COLLEGE OF NURSING - ENROLLMENT SUMMARY BY DEGREE

Fall 2019

Credit Enrollment and Full-Time Equivalent (FTE) Enrollment

University of Oklahoma Health Sciences Center

CLASSIFICATION	ENROLLMENT			ENROLLMENT - TULSA			STUDENT CREDIT HOURS		FULL-TIME EQUIV	
	Male	Female	TOTAL	Male	Female	TOTAL	TOTAL	TULSA	TOTAL	TULSA
UNDERGRADUATE	61	478	539	26	117	143	8030	2105	535.44	140.43
Third-Year Students	26	262	288	12	83	95	4280	1410	285.36	94.11
Fourth-Year Students	35	216	251	14	34	48	3750	695	250.08	46.32
PROFESSIONAL	20	142	162	4	46	50	1078	351	89.62	29.18
Professional	20	142	162	4	46	50	1078	351	89.62	29.18
Professional - Special	0	0	0	0	0	0	0	0	0	0
GRADUATE	0	12	12	0	0	0	67	0	5.59	0
Graduate Students	0	12	12	0	0	0	67	0	5.59	0
Graduate - Unclassified	0	0	0	0	0	0	0	0	0	0
TOTAL - COLLEGE OF NURSING	81	632	713	30	163	193	9175	2456	630.65	169.61



* Full-Time Equivalent enrollment for Fall and Spring semesters is calculated by dividing Graduate and Professional enrollment credit hours by 12, the Undergraduate enrollment credit hours by 15. Full-Time Equivalent enrollment for Summer semesters is calculated by dividing enrollment credit hours for all levels by 6.

