

# COLLEGE OF PHARMACY - ENROLLMENT SUMMARY BY DEGREE

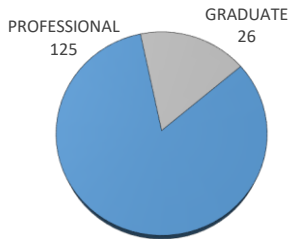
Fall 2019

Credit Enrollment and Full-Time Equivalent (FTE) Enrollment

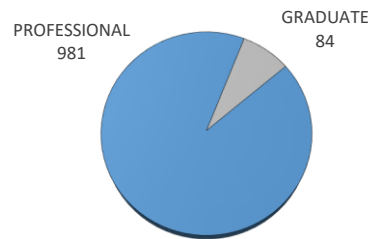
University of Oklahoma Health Sciences Center

|                                    | ENROLLMENT |            |            | ENROLLMENT - TULSA |          |          | STUDENT CREDIT HOURS |          | FULL-TIME EQUIV |          |
|------------------------------------|------------|------------|------------|--------------------|----------|----------|----------------------|----------|-----------------|----------|
|                                    | Male       | Female     | TOTAL      | Male               | Female   | TOTAL    | TOTAL                | TULSA    | TOTAL           | TULSA    |
| <b>PROFESSIONAL</b>                | <b>107</b> | <b>155</b> | <b>262</b> | <b>0</b>           | <b>0</b> | <b>0</b> | <b>4432</b>          | <b>0</b> | <b>369.21</b>   | <b>0</b> |
| 1st Year Professional              | 21         | 43         | 64         | 0                  | 0        | 0        | 1152                 | 0        | 96              | 0        |
| 2nd Year Professional              | 27         | 31         | 58         | 0                  | 0        | 0        | 1229                 | 0        | 102.38          | 0        |
| 3rd Year Professional              | 17         | 34         | 51         | 0                  | 0        | 0        | 944                  | 0        | 78.66           | 0        |
| 4th Year Professional              | 42         | 47         | 89         | 0                  | 0        | 0        | 1107                 | 0        | 92.17           | 0        |
| Non-Degree Professional            | 0          | 0          | 0          | 0                  | 0        | 0        | 0                    | 0        | 0               | 0        |
| <b>GRADUATE</b>                    | <b>10</b>  | <b>9</b>   | <b>19</b>  | <b>0</b>           | <b>0</b> | <b>0</b> | <b>151</b>           | <b>0</b> | <b>12.57</b>    | <b>0</b> |
| Graduate Students                  | 10         | 9          | 19         | 0                  | 0        | 0        | 151                  | 0        | 12.57           | 0        |
| Graduate - Unclassified            | 0          | 0          | 0          | 0                  | 0        | 0        | 0                    | 0        | 0               | 0        |
| <b>TOTAL - COLLEGE OF PHARMACY</b> | <b>117</b> | <b>164</b> | <b>281</b> | <b>0</b>           | <b>0</b> | <b>0</b> | <b>4583</b>          | <b>0</b> | <b>381.78</b>   | <b>0</b> |

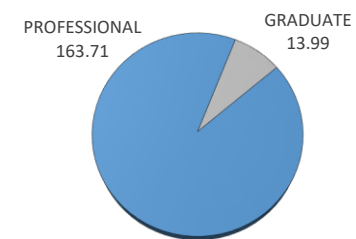
HEADCOUNT ENROLLMENT BY CLASSIFICATION



CREDIT HOURS ENROLLMENT BY CLASSIFICATION



FULL-TIME-EQUIVALENT ENROLLMENT BY CLASSIFICATION



F  
L