

ADMITTED BY LEVEL REPORT

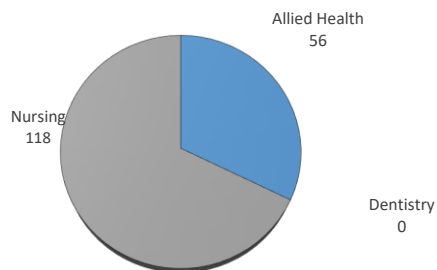
Summer 2019

Male/Female Ethnic (IPEDS) Totals

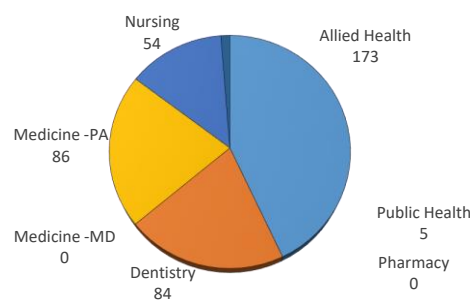
University of Oklahoma Health Sciences Center

LEVEL/COLLEGE	TOT	CAUCASIAN			AFRICAN AMERICAN			HISPANIC			ASIAN			AMERICAN INDIAN			HAWAIIAN/PACIFIC ISLANDER			INTERNATIONAL			MULTI-ETHNIC			UNREPORTED											
		M	F	U	%	M	F	U	%	M	F	U	%	M	F	U	%	M	F	U	%	M	F	U	%	M	F	U	%								
UNDERGRADUATE	174	13	102	0	66%	1	6	0	4%	1	9	0	6%	3	10	0	7%	1	6	0	4%	0	0	0	0%	0	5	0	3%	0	4	0	2%	1	12	0	7%
Allied Health	56	4	32	0	64%	0	1	0	2%	0	3	0	5%	1	8	0	16%	0	1	0	2%	0	0	0	0%	0	0	0	0%	0	2	0	4%	1	3	0	7%
Dentistry	0	0	0	0	-	0	0	0	-	0	0	0	-	0	0	0	-	0	0	0	-	0	0	0	-	0	0	0	-	0	0	0	-	0	0	0	-
Nursing	118	9	70	0	67%	1	5	0	5%	1	6	0	6%	2	2	0	3%	1	5	0	5%	0	0	0	0%	0	5	0	4%	0	2	0	2%	0	9	0	8%
PROFESSIONAL	402	77	213	1	72%	0	3	0	1%	5	14	0	5%	15	18	0	8%	2	12	0	3%	1	0	0	0%	1	5	0	1%	0	6	0	1%	7	21	1	7%
Allied Health	173	26	104	1	75%	0	1	0	1%	3	2	0	3%	4	5	0	5%	2	6	0	5%	1	0	0	1%	0	3	0	2%	0	1	0	1%	1	13	0	8%
Dentistry	84	25	24	0	58%	0	0	0	0%	2	4	0	7%	10	7	0	20%	0	0	0	0%	0	0	0	0%	1	2	0	4%	0	0	0	0%	5	3	1	10%
Medicine -MD	0	0	0	0	-	0	0	0	-	0	0	0	-	0	0	0	-	0	0	0	-	0	0	0	-	0	0	0	-	0	0	0	-	0	0	0	-
Medicine -PA	86	17	53	0	81%	0	1	0	1%	0	3	0	3%	1	3	0	5%	0	2	0	2%	0	0	0	0%	0	0	0	0%	0	1	0	1%	0	5	0	6%
Nursing	54	7	29	0	67%	0	1	0	2%	0	5	0	9%	0	3	0	6%	0	4	0	7%	0	0	0	0%	0	0	0	0%	0	4	0	7%	1	0	0	2%
Pharmacy	0	0	0	0	-	0	0	0	-	0	0	0	-	0	0	0	-	0	0	0	-	0	0	0	-	0	0	0	-	0	0	0	-	0	0	0	-
Public Health	5	2	3	0	100%	0	0	0	0%	0	0	0	0%	0	0	0	0%	0	0	0	0%	0	0	0	0%	0	0	0	0%	0	0	0	0%	0	0	0	0%
GRADUATE COLLEGE	11	5	4	0	82%	0	1	0	9%	0	0	0	0%	0	0	0	0%	0	0	0	0%	0	0	0	0%	0	1	0	9%	0	0	0	0%	0	0	0	0%
Allied Health	2	0	2	0	100%	0	0	0	0%	0	0	0	0%	0	0	0	0%	0	0	0	0%	0	0	0	0%	0	0	0	0%	0	0	0	0%	0	0	0	0%
Dentistry	6	4	1	0	83%	0	1	0	17%	0	0	0	0%	0	0	0	0%	0	0	0	0%	0	0	0	0%	0	0	0	0%	0	0	0	0%	0	0	0	0%
Graduate -CTS	0	0	0	0	-	0	0	0	-	0	0	0	-	0	0	0	-	0	0	0	-	0	0	0	-	0	0	0	-	0	0	0	-	0	0	0	-
Medicine	3	1	1	0	67%	0	0	0	0%	0	0	0	0%	0	0	0	0%	0	0	0	0%	0	0	0	0%	0	1	0	33%	0	0	0	0%	0	0	0	0%
Nursing	0	0	0	0	-	0	0	0	-	0	0	0	-	0	0	0	-	0	0	0	-	0	0	0	-	0	0	0	-	0	0	0	-	0	0	0	-
Pharmacy	0	0	0	0	-	0	0	0	-	0	0	0	-	0	0	0	-	0	0	0	-	0	0	0	-	0	0	0	-	0	0	0	-	0	0	0	-
Public Health	0	0	0	0	-	0	0	0	-	0	0	0	-	0	0	0	-	0	0	0	-	0	0	0	-	0	0	0	-	0	0	0	-	0	0	0	-
TOTAL OUHSC	590	95	320	1	70%	1	10	0	2%	8	24	0	5%	18	28	0	8%	3	18	0	4%	1	0	0	0%	1	11	0	2%	0	10	0	2%	8	33	1	7%
Allied Health	231	30	138	1	73%	0	2	0	1%	3	5	0	3%	5	13	0	8%	2	7	0	4%	1	0	0	0%	0	3	0	1%	0	3	0	1%	2	16	0	8%
Dentistry	90	29	25	0	60%	0	1	0	1%	2	4	0	7%	10	7	0	19%	0	0	0	0%	0	0	0	0%	1	2	0	3%	0	0	0	0%	5	3	1	9%
Graduate -CTS	0	0	0	0	-	0	0	0	-	0	0	0	-	0	0	0	-	0	0	0	-	0	0	0	-	0	0	0	-	0	0	0	-	0	0	0	-
Medicine	89	18	54	0	81%	0	1	0	1%	0	3	0	3%	1	3	0	4%	0	2	0	2%	0	0	0	0%	0	1	0	1%	0	1	0	1%	0	5	0	6%
Nursing	172	16	99	0	67%	1	6	0	4%	2	11	0	8%	2	5	0	4%	1	9	0	6%	0	0	0	0%	0	5	0	3%	0	6	0	3%	1	9	0	6%
Pharmacy	0	0	0	0	-	0	0	0	-	0	0	0	-	0	0	0	-	0	0	0	-	0	0	0	-	0	0	0	-	0	0	0	-	0	0	0	-
Public Health	5	2	3	0	100%	0	0	0	0%	0	0	0	0%	0	0	0	0%	0	0	0	0%	0	0	0	0%	0	0	0	0%	0	0	0	0%	0	0	0	0%
Norman Inter-Campus	0	0	0	0	-	0	0	0	-	0	0	0	-	0	0	0	-	0	0	0	-	0	0	0	-	0	0	0	-	0	0	0	-	0	0	0	-
Non-Degree	3	0	1	0	33%	0	0	0	0%	1	1	0	67%	0	0	0	0%	0	0	0	0%	0	0	0	0%	0	0	0	0%	0	0	0	0%	0	0	0	0%

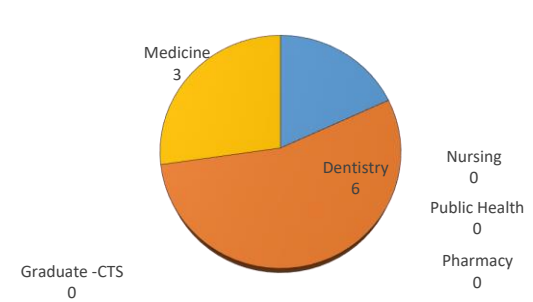
UNDERGRADUATE ADMITS



PROFESSIONAL ADMITS



GRADUATE COLLEGE ADMITS



IPEDS (Integrated Postsecondary Education Data System) is the core postsecondary education data collection program for the National Center for Education Statistics, a part of the Institute for Education Sciences within the United States Department of Education.