

ENROLLMENT BY LOCATION REPORT

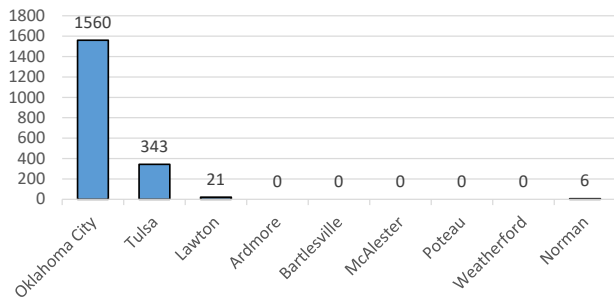
Summer 2019

Gender, Residency, Age & Full/Part Time Totals

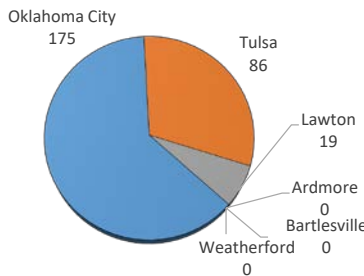
University of Oklahoma Health Sciences Center

LEVEL/COLLEGE	TOTAL		OKLAHOMA CITY		TULSA		LAWTON		ARDMORE		BARTLESVILLE		MCALESTER		POTEAU		WEATHERFORD		NORMAN		
	TOT	Male	Female	Male	Female	Male	Female	Male	Female	Male	Female	Male	Female	Male	Female	Male	Female	Male	Female	Male	Female
UNDERGRADUATE	280	46	234	29	146	11	75	6	13	0	0	0	0	0	0	0	0	0	0	0	0
Allied Health	107	19	88	18	75	1	13	0	0	0	0	0	0	0	0	0	0	0	0	0	0
Dentistry	0	0	0	0	0	0	0	0	0	0	0	0	0	0	0	0	0	0	0	0	0
Nursing	173	27	146	11	71	10	62	6	13	0	0	0	0	0	0	0	0	0	0	0	0
HEALTH PROFESSIONAL	1409	503	906	436	715	67	189	0	2	0	0	0	0	0	0	0	0	0	0	0	0
Allied Health	396	82	314	63	244	19	70	0	0	0	0	0	0	0	0	0	0	0	0	0	0
Dentistry	233	128	105	128	105	0	0	0	0	0	0	0	0	0	0	0	0	0	0	0	0
Medicine -MD	313	161	152	135	123	26	29	0	0	0	0	0	0	0	0	0	0	0	0	0	0
Medicine -PA	218	56	162	40	107	16	55	0	0	0	0	0	0	0	0	0	0	0	0	0	0
Nursing	99	13	86	9	55	4	29	0	2	0	0	0	0	0	0	0	0	0	0	0	0
Pharmacy	105	48	57	48	57	0	0	0	0	0	0	0	0	0	0	0	0	0	0	0	0
Public Health	45	15	30	13	24	2	6	0	0	0	0	0	0	0	0	0	0	0	0	0	0
GRADUATE COLLEGE (MS, PhD)	228	107	121	107	120	0	1	0	0	0	0	0	0	0	0	0	0	0	0	0	0
Allied Health	17	1	16	1	15	0	1	0	0	0	0	0	0	0	0	0	0	0	0	0	0
Dentistry	16	10	6	10	6	0	0	0	0	0	0	0	0	0	0	0	0	0	0	0	0
Graduate -CTS	16	9	7	9	7	0	0	0	0	0	0	0	0	0	0	0	0	0	0	0	0
Medicine	119	60	59	60	59	0	0	0	0	0	0	0	0	0	0	0	0	0	0	0	0
Nursing	9	0	9	0	9	0	0	0	0	0	0	0	0	0	0	0	0	0	0	0	0
Pharmacy	17	10	7	10	7	0	0	0	0	0	0	0	0	0	0	0	0	0	0	0	0
Public Health	34	17	17	17	17	0	0	0	0	0	0	0	0	0	0	0	0	0	0	0	0
TOTAL OUHSC	1930	660	1270	573	987	78	265	6	15	0	0	0	0	0	0	0	0	0	0	3	3
Allied Health	520	102	418	82	334	20	84	0	0	0	0	0	0	0	0	0	0	0	0	0	0
Dentistry	249	138	111	138	111	0	0	0	0	0	0	0	0	0	0	0	0	0	0	0	0
Graduate -CTS	16	9	7	9	7	0	0	0	0	0	0	0	0	0	0	0	0	0	0	0	0
Medicine	650	277	373	235	289	42	84	0	0	0	0	0	0	0	0	0	0	0	0	0	0
Nursing	281	40	241	20	135	14	91	6	15	0	0	0	0	0	0	0	0	0	0	0	0
Pharmacy	122	58	64	58	64	0	0	0	0	0	0	0	0	0	0	0	0	0	0	0	0
Public Health	79	32	47	30	41	2	6	0	0	0	0	0	0	0	0	0	0	0	0	0	0
Norman Inter-Campus	6	3	3	0	0	0	0	0	0	0	0	0	0	0	0	0	0	0	0	3	3
Non-Degree	7	1	6	1	6	0	0	0	0	0	0	0	0	0	0	0	0	0	0	0	0

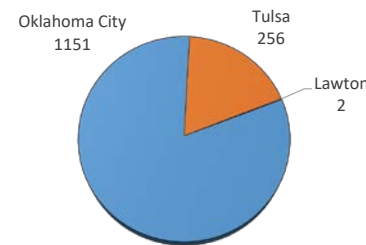
ENROLLMENT BY LOCATION



UNDERGRADUATE BY LOCATION



PROFESSIONAL BY LOCATION



GRADUATE COLLEGE BY LOCATION

