

ALLIED HEALTH - ENROLLMENT SUMMARY BY DEGREE

Summer 2019

Credit Enrollment and Full-Time Equivalent (FTE) Enrollment

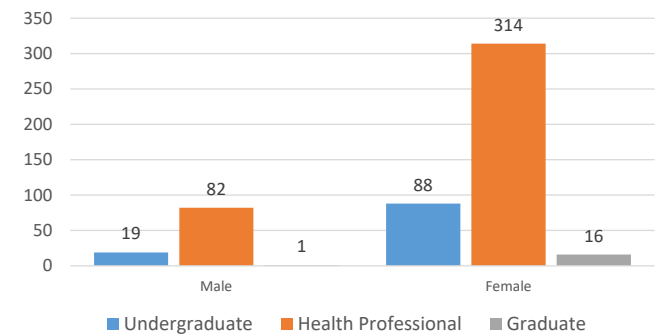
University of Oklahoma Health Sciences Center

Division of Study	Junior/1st Year			Senior/2nd Year			Graduate/Professional			TOTAL			TULSA		
	TOT	Male	Female	TOT	Male	Female	TOT	Male	Female	Male	Female	TOT	TOT	Male	Female
UNDERGRADUATE	54	7	47	53	12	41	0	0	0	19	88	107	14	1	13
Clinical Dietetics/Nutritional Sciences	0	0	0	0	0	0	0	0	0	0	0	0	0	0	0
Communication Sciences & Disorders	0	0	0	0	0	0	0	0	0	0	0	0	0	0	0
Medical Imaging & Radiation Sciences	54	7	47	53	12	41	0	0	0	19	88	107	14	1	13
Nuclear Medicine	10	2	8	4	2	2	0	0	0	4	10	14	0	0	0
Radiation Sciences	0	0	0	3	0	3	0	0	0	0	3	3	0	0	0
Radiation Therapy	9	1	8	10	2	8	0	0	0	3	16	19	0	0	0
Radiography	11	2	9	12	6	6	0	0	0	8	15	23	0	0	0
Sonography	24	2	22	24	2	22	0	0	0	4	44	48	14	1	13
Special Student	0	0	0	0	0	0	0	0	0	0	0	0	0	0	0
HEALTH PROFESSIONAL	0	0	0	0	0	0	396	82	314	82	314	396	89	19	70
Audiology - AuD	0	0	0	0	0	0	23	2	21	2	21	23	0	0	0
Coordinated MA in Dietetics	0	0	0	0	0	0	41	6	35	6	35	41	0	0	0
Occupational Therapy - MOT	0	0	0	0	0	0	91	11	80	11	80	91	30	2	28
Physical Therapy - DPT	0	0	0	0	0	0	185	62	123	62	123	185	59	17	42
Rehab Sciences - DSC Internet	0	0	0	0	0	0	14	0	14	0	14	14	0	0	0
Speech Language Pathology - MA	0	0	0	0	0	0	30	0	30	0	30	30	0	0	0
Geriatrics/Gerontology Cert	0	0	0	0	0	0	0	0	0	0	0	0	0	0	0
Dietetic Internships	0	0	0	0	0	0	12	1	11	1	11	12	0	0	0
Special Student	0	0	0	0	0	0	0	0	0	0	0	0	0	0	0
GRADUATE	0	0	0	0	0	0	17	1	16	1	16	17	1	0	1
Allied Health Sciences (PhD)	0	0	0	0	0	0	8	1	7	1	7	8	0	0	0
AHS Medical Dosimetry (MS)	0	0	0	0	0	0	0	0	0	0	0	0	0	0	0
Comm Sci & Disorders - Audiology (PhD)	0	0	0	0	0	0	1	0	1	0	1	1	0	0	0
CSD - Speech-Lang Pathology (PhD)	0	0	0	0	0	0	0	0	0	0	0	0	0	0	0
Nutritional Science (MS)	0	0	0	0	0	0	8	0	8	0	8	8	1	0	1
Special Student	0	0	0	0	0	0	0	0	0	0	0	0	0	0	0
TOTAL - ALLIED HEALTH	54	7	47	53	12	41	413	83	330	102	418	520	104	20	84

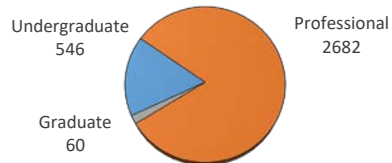
HOURS ENROLLED	Undergraduate	Professional	Graduate	TOTAL
Credit Hours	546	2682	60	3288
Full-Time Equivalent*	90.92	447.1	9.99	548.01

HOURS ENROLLED - TULSA	Undergraduate	Professional	Graduate	TOTAL
Credit Hours	82	561	3	646
Full-Time Equivalent*	13.66	93.62	0.5	107.78

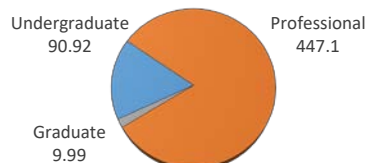
ALLIED HEALTH ENROLLMENT BY GENDER



ALLIED HEALTH CREDIT HOURS



ALLIED HEALTH FTE



*Full-Time Equivalent enrollment for Fall and Spring semesters is calculated by dividing Graduate and Professional enrollment credit hours by 12, the Undergraduate enrollment credit hours by 15. Full-Time Equivalent enrollment for Summer semesters is calculated by dividing enrollment credit hours for all levels by 6.