

COLLEGE OF DENTISTRY - ENROLLMENT SUMMARY BY DEGREE

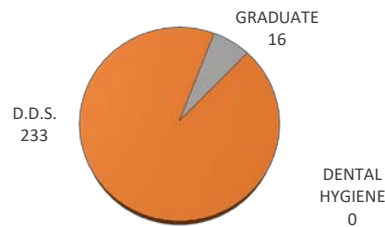
Summer 2019

Credit Enrollment and Full-Time Equivalent (FTE) Enrollment

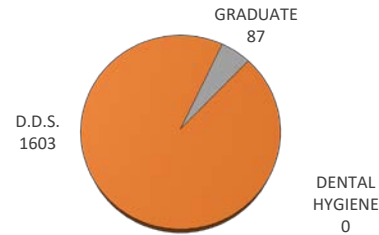
University of Oklahoma Health Sciences Center

CLASSIFICATION	ENROLLMENT			ENROLLMENT - TULSA			STUDENT CREDIT HOURS		FULL-TIME EQUIV	
	Male	Female	TOTAL	Male	Female	TOTAL	TOTAL	TULSA	TOTAL	TULSA
DENTAL HYGIENE	0	0	0	0	0	0	0	0	0	0
Junior	0	0	0	0	0	0	0	0	0	0
Senior	0	0	0	0	0	0	0	0	0	0
D.D.S.	128	105	233	0	0	0	1603	0	267.16	0
1st Year Students	30	23	53	0	0	0	265	0	43.99	0
2nd Year Students	34	20	54	0	0	0	217	0	36.34	0
3rd Year Students	32	30	62	0	0	0	249	0	41.7	0
4th Year Students	32	32	64	0	0	0	872	0	145.13	0
Special Students	0	0	0	0	0	0	0	0	0	0
GRADUATE	10	6	16	0	0	0	87	0	14.48	0
Graduate Students	10	6	16	0	0	0	87	0	14.48	0
TOTAL - COLLEGE OF DENTISTRY	138	111	249	0	0	0	1690	0	281.64	0

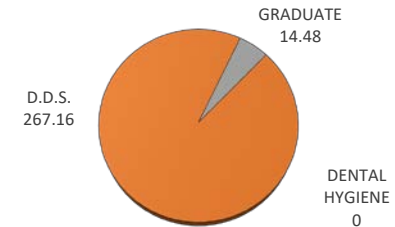
HEADCOUNT ENROLLMENT BY CLASSIFICATION



CREDIT HOURS ENROLLMENT BY CLASSIFICATION



FULL-TIME-EQUIVALENT ENROLLMENT BY CLASSIFICATION



* Full-Time Equivalent enrollment for Fall and Spring semesters is calculated by dividing Graduate and Professional enrollment credit hours by 12, the Undergraduate enrollment credit hours by 15. Full-Time Equivalent enrollment for Summer semesters is calculated by dividing enrollment credit hours for all levels by 6.