

# COLLEGE OF NURSING - ENROLLMENT SUMMARY BY DEGREE

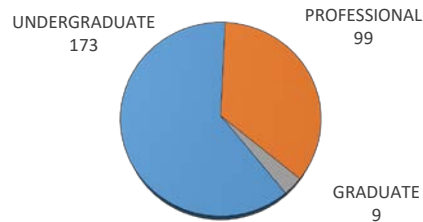
Summer 2019

Credit Enrollment and Full-Time Equivalent (FTE) Enrollment

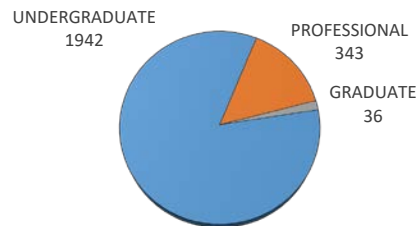
University of Oklahoma Health Sciences Center

CLASSIFICATION	ENROLLMENT			ENROLLMENT - TULSA			STUDENT CREDIT HOURS		FULL-TIME EQUIV	
	Male	Female	TOTAL	Male	Female	TOTAL	TOTAL	TULSA	TOTAL	TULSA
<b>UNDERGRADUATE</b>	<b>27</b>	<b>146</b>	<b>173</b>	<b>10</b>	<b>62</b>	<b>72</b>	<b>1942</b>	<b>798</b>	<b>323.97</b>	<b>133.11</b>
Third-Year Students	10	72	82	5	34	39	984	468	164	78
Fourth-Year Students	17	74	91	5	28	33	958	330	159.97	55.11
<b>PROFESSIONAL</b>	<b>13</b>	<b>86</b>	<b>99</b>	<b>4</b>	<b>29</b>	<b>33</b>	<b>343</b>	<b>117</b>	<b>57.15</b>	<b>19.5</b>
Professional	13	86	99	4	29	33	343	117	57.15	19.5
Professional - Special	0	0	0	0	0	0	0	0	0	0
<b>GRADUATE</b>	<b>0</b>	<b>9</b>	<b>9</b>	<b>0</b>	<b>0</b>	<b>0</b>	<b>36</b>	<b>0</b>	<b>6</b>	<b>0</b>
Graduate Students	0	9	9	0	0	0	36	0	6	0
Graduate - Unclassified	0	0	0	0	0	0	0	0	0	0
<b>TOTAL - COLLEGE OF NURSING</b>	<b>40</b>	<b>241</b>	<b>281</b>	<b>14</b>	<b>91</b>	<b>105</b>	<b>2321</b>	<b>915</b>	<b>387.12</b>	<b>152.61</b>

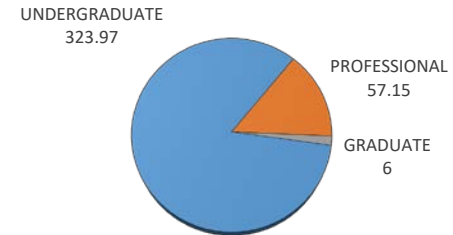
HEADCOUNT ENROLLMENT BY CLASSIFICATION



CREDIT HOURS ENROLLMENT BY CLASSIFICATION



FULL-TIME-EQUIVALENT ENROLLMENT BY CLASSIFICATION



\* Full-Time Equivalent enrollment for Fall and Spring semesters is calculated by dividing Graduate and Professional enrollment credit hours by 12, the Undergraduate enrollment credit hours by 15. Full-Time Equivalent enrollment for Summer semesters is calculated by dividing enrollment credit hours for all levels by 6.