

ENROLLMENT BY LOCATION REPORT

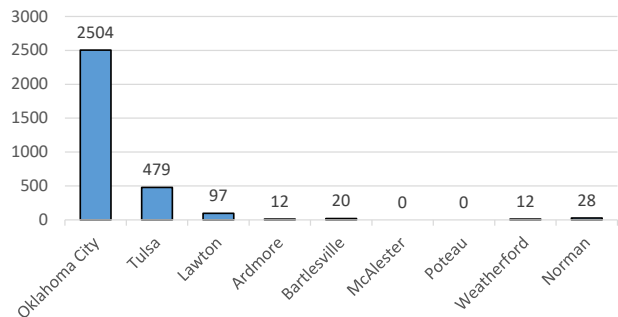
Fall 2020

Sex, Residency, Age & Full/Part Time Totals

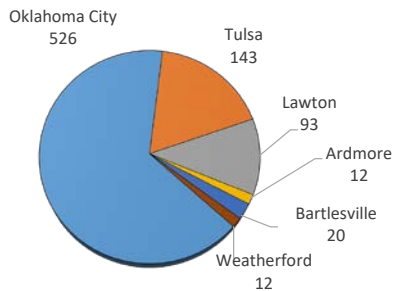
University of Oklahoma Health Sciences Center

LEVEL/COLLEGE	TOTAL			OKLAHOMA CITY		TULSA		LAWTON		ARDMORE		BARTLESVILLE		McALESTER		POTEAU		WEATHERFORD		NORMAN	
	TOT	Male	Female	Male	Female	Male	Female	Male	Female	Male	Female	Male	Female	Male	Female	Male	Female	Male	Female	Male	Female
UNDERGRADUATE	806	83	723	50	476	20	123	13	80	0	12	0	20	0	0	0	0	12	0	0	
Allied Health	179	18	161	18	149	0	12	0	0	0	0	0	0	0	0	0	0	0	0	0	
Dentistry	91	1	90	1	46	0	0	0	0	0	12	0	20	0	0	0	0	0	12	0	
Nursing	536	64	472	31	281	20	111	13	80	0	0	0	0	0	0	0	0	0	0	0	
HEALTH PROFESSIONAL	2025	774	1251	670	1016	104	231	0	4	0	0	0	0	0	0	0	0	0	0	0	
Allied Health	439	94	345	66	270	28	75	0	0	0	0	0	0	0	0	0	0	0	0	0	
Dentistry	235	136	99	136	99	0	0	0	0	0	0	0	0	0	0	0	0	0	0	0	
Medicine -MD	663	365	298	311	240	54	58	0	0	0	0	0	0	0	0	0	0	0	0	0	
Medicine -PA	218	50	168	34	113	16	55	0	0	0	0	0	0	0	0	0	0	0	0	0	
Nursing	147	15	132	13	96	2	32	0	4	0	0	0	0	0	0	0	0	0	0	0	
Pharmacy	230	83	147	83	147	0	0	0	0	0	0	0	0	0	0	0	0	0	0	0	
Public Health	93	31	62	27	51	4	11	0	0	0	0	0	0	0	0	0	0	0	0	0	
GRADUATE COLLEGE (MS, PhD)	285	114	171	114	170	0	1	0	0	0	0	0	0	0	0	0	0	0	0	0	
Allied Health	24	5	19	5	18	0	1	0	0	0	0	0	0	0	0	0	0	0	0	0	
Dentistry	19	13	6	13	6	0	0	0	0	0	0	0	0	0	0	0	0	0	0	0	
Graduate -CTS	19	4	15	4	15	0	0	0	0	0	0	0	0	0	0	0	0	0	0	0	
Medicine	145	65	80	65	80	0	0	0	0	0	0	0	0	0	0	0	0	0	0	0	
Nursing	16	0	16	0	16	0	0	0	0	0	0	0	0	0	0	0	0	0	0	0	
Pharmacy	18	9	9	9	9	0	0	0	0	0	0	0	0	0	0	0	0	0	0	0	
Public Health	44	18	26	18	26	0	0	0	0	0	0	0	0	0	0	0	0	0	0	0	
TOTAL OUHSC	3152	983	2169	834	1670	124	355	13	84	0	12	0	20	0	0	0	0	12	12	16	
Allied Health	642	117	525	89	437	28	88	0	0	0	0	0	0	0	0	0	0	0	0	0	
Dentistry	345	150	195	150	151	0	0	0	0	0	12	0	20	0	0	0	0	0	12	0	
Graduate -CTS	19	4	15	4	15	0	0	0	0	0	0	0	0	0	0	0	0	0	0	0	
Medicine	1026	480	546	410	433	70	113	0	0	0	0	0	0	0	0	0	0	0	0	0	
Nursing	699	79	620	44	393	22	143	13	84	0	0	0	0	0	0	0	0	0	0	0	
Pharmacy	248	92	156	92	156	0	0	0	0	0	0	0	0	0	0	0	0	0	0	0	
Public Health	137	49	88	45	77	4	11	0	0	0	0	0	0	0	0	0	0	0	0	0	
Norman Inter-Campus	28	12	16	0	0	0	0	0	0	0	0	0	0	0	0	0	0	0	0	12	
Non-Degree	8	0	8	0	8	0	0	0	0	0	0	0	0	0	0	0	0	0	0	0	

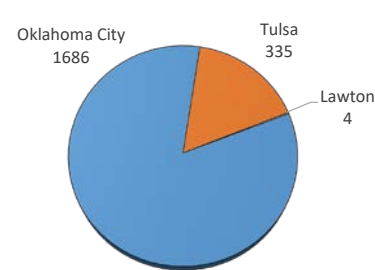
ENROLLMENT BY LOCATION



UNDERGRADUATE BY LOCATION



PROFESSIONAL BY LOCATION



GRADUATE COLLEGE BY LOCATION

