

COLLEGE OF DENTISTRY - ENROLLMENT SUMMARY BY DEGREE

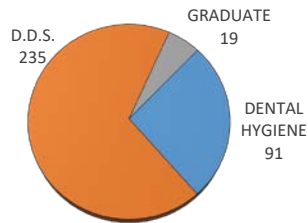
Fall 2020

Credit Enrollment and Full-Time Equivalent (FTE) Enrollment

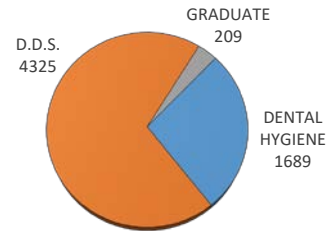
University of Oklahoma Health Sciences Center

CLASSIFICATION	ENROLLMENT			ENROLLMENT - TULSA			STUDENT CREDIT HOURS		FULL-TIME EQUIV	
	Male	Female	TOTAL	Male	Female	TOTAL	TOTAL	TULSA	TOTAL	TULSA
DENTAL HYGIENE	1	90	91	0	0	0	1689	0	112.77	0
Junior	0	47	47	0	0	0	893	0	59.69	0
Senior	1	43	44	0	0	0	796	0	53.08	0
D.D.S.	136	99	235	0	0	0	4325	0	360.39	0
1st Year Students	34	18	52	0	0	0	1300	0	108.16	0
2nd Year Students	30	23	53	0	0	0	901	0	75.26	0
3rd Year Students	39	26	65	0	0	0	786	0	65.48	0
4th Year Students	33	32	65	0	0	0	1338	0	111.49	0
Special Students	0	0	0	0	0	0	0	0	0	0
GRADUATE	13	6	19	0	0	0	209	0	17.44	0
Graduate Students	13	6	19	0	0	0	209	0	17.44	0
TOTAL - COLLEGE OF DENTISTRY	150	195	345	0	0	0	6223	0	490.6	0

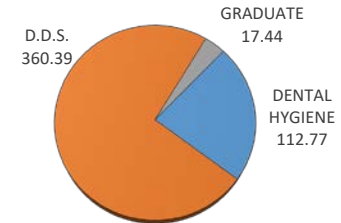
HEADCOUNT ENROLLMENT BY CLASSIFICATION



CREDIT HOURS ENROLLMENT BY CLASSIFICATION



FULL-TIME-EQUIVALENT ENROLLMENT BY CLASSIFICATION



* Full-Time Equivalent enrollment for Fall and Spring semesters is calculated by dividing Graduate and Professional enrollment credit hours by 12, the Undergraduate enrollment credit hours by 15. Full-Time Equivalent enrollment for Summer semesters is calculated by dividing enrollment credit hours for all levels by 6.