

# ADMITTED BY LEVEL REPORT

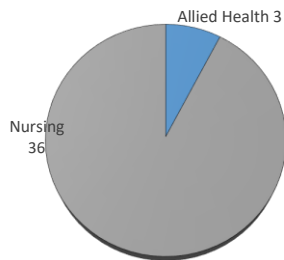
Spring 2020

Male/Female Ethnic (IPEDS) Totals

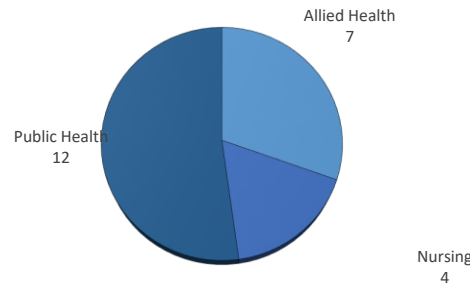
University of Oklahoma Health Sciences Center

LEVEL/COLLEGE	TOT	CAUCASIAN				AFRICAN AMERICAN				HISPANIC				ASIAN				AMERICAN INDIAN				HAWAIIAN/PACIFIC ISLANDER				INTERNATIONAL				MULTI-ETHNIC				UNREPORTED							
		M	F	U	%	M	F	U	%	M	F	U	%	M	F	U	%	M	F	U	%	M	F	U	%	M	F	U	%	M	F	U	%	M	F	U	%				
<b>UNDERGRADUATE</b>	<b>39</b>	<b>2</b>	<b>14</b>	<b>0</b>	<b>41%</b>	<b>0</b>	<b>6</b>	<b>0</b>	<b>15%</b>	<b>0</b>	<b>4</b>	<b>0</b>	<b>10%</b>	<b>2</b>	<b>4</b>	<b>0</b>	<b>15%</b>	<b>0</b>	<b>1</b>	<b>0</b>	<b>3%</b>	<b>0</b>	<b>0</b>	<b>0</b>	<b>0%</b>	<b>0</b>	<b>1</b>	<b>0</b>	<b>3%</b>	<b>0</b>	<b>0</b>	<b>0</b>	<b>0%</b>	<b>0</b>	<b>0</b>	<b>0</b>	<b>0%</b>	<b>4</b>	<b>1</b>	<b>0</b>	<b>13%</b>
Allied Health	3	0	2	0	67%	0	0	0	0%	0	0	0	0%	0	0	0	0%	0	0	0	0%	0	0	0	0%	0	0	0	0%	0	0	0	0%	0	0	0	0%	1	0	0	33%
Dentistry	0	0	0	0	-	0	0	0	-	0	0	0	-	0	0	0	-	0	0	0	-	0	0	0	-	0	0	0	-	0	0	0	-	0	0	0	-	0	0	0	-
Nursing	36	2	12	0	39%	0	6	0	17%	0	4	0	11%	2	4	0	17%	0	1	0	3%	0	0	0	0%	0	1	0	3%	0	0	0	0%	3	1	0	11%				
<b>PROFESSIONAL</b>	<b>23</b>	<b>3</b>	<b>10</b>	<b>0</b>	<b>57%</b>	<b>0</b>	<b>2</b>	<b>0</b>	<b>9%</b>	<b>0</b>	<b>1</b>	<b>0</b>	<b>4%</b>	<b>2</b>	<b>2</b>	<b>0</b>	<b>17%</b>	<b>0</b>	<b>0</b>	<b>0</b>	<b>0%</b>	<b>0</b>	<b>0</b>	<b>0</b>	<b>0%</b>	<b>2</b>	<b>0</b>	<b>0</b>	<b>9%</b>	<b>0</b>	<b>0</b>	<b>0</b>	<b>0%</b>	<b>1</b>	<b>0</b>	<b>0</b>	<b>4%</b>				
Allied Health	7	0	4	0	57%	0	0	0	0%	0	1	0	14%	0	1	0	14%	0	0	0	0%	0	0	0	0%	0	0	0	0%	0	0	0	0%	1	0	0	14%				
Dentistry	0	0	0	0	-	0	0	0	-	0	0	0	-	0	0	0	-	0	0	0	-	0	0	0	-	0	0	0	-	0	0	0	-	0	0	0	-				
Medicine -MD	0	0	0	0	-	0	0	0	-	0	0	0	-	0	0	0	-	0	0	0	-	0	0	0	-	0	0	0	-	0	0	0	-	0	0	0	-				
Medicine -PA	0	0	0	0	-	0	0	0	-	0	0	0	-	0	0	0	-	0	0	0	-	0	0	0	-	0	0	0	-	0	0	0	-	0	0	0	-				
Nursing	4	0	3	0	75%	0	1	0	25%	0	0	0	0%	0	0	0	0%	0	0	0	0%	0	0	0	0%	0	0	0	0%	0	0	0	0%	0	0	0	0%				
Pharmacy	0	0	0	0	-	0	0	0	-	0	0	0	-	0	0	0	-	0	0	0	-	0	0	0	-	0	0	0	-	0	0	0	-	0	0	0	-				
Public Health	12	3	3	0	50%	0	1	0	8%	0	0	0	0%	2	1	0	25%	0	0	0	0%	0	0	0	0%	2	0	0	17%	0	0	0	0%	0	0	0	0%				
<b>GRADUATE COLLEGE</b>	<b>14</b>	<b>2</b>	<b>7</b>	<b>0</b>	<b>64%</b>	<b>0</b>	<b>0</b>	<b>0</b>	<b>0%</b>	<b>0</b>	<b>0</b>	<b>0</b>	<b>0%</b>	<b>0</b>	<b>0</b>	<b>0</b>	<b>0%</b>	<b>0</b>	<b>0</b>	<b>0</b>	<b>0%</b>	<b>0</b>	<b>0</b>	<b>0</b>	<b>0%</b>	<b>1</b>	<b>2</b>	<b>0</b>	<b>21%</b>	<b>0</b>	<b>0</b>	<b>0</b>	<b>0%</b>	<b>1</b>	<b>1</b>	<b>0</b>	<b>14%</b>				
Allied Health	5	0	4	0	80%	0	0	0	0%	0	0	0	0%	0	0	0	0%	0	0	0	0%	0	0	0	0%	0	0	0	0%	0	0	0	0%	0	1	0	20%				
Dentistry	0	0	0	0	-	0	0	0	-	0	0	0	-	0	0	0	-	0	0	0	-	0	0	0	-	0	0	0	-	0	0	0	-	0	0	0	-				
Graduate -CTS	1	0	1	0	100%	0	0	0	0%	0	0	0	0%	0	0	0	0%	0	0	0	0%	0	0	0	0%	0	0	0	0%	0	0	0	0%	0	0	0	0%				
Medicine	6	1	1	0	33%	0	0	0	0%	0	0	0	0%	0	0	0	0%	0	0	0	0%	1	2	0	50%	0	0	0	0%	1	0	0	17%								
Nursing	0	0	0	0	-	0	0	0	-	0	0	0	-	0	0	0	-	0	0	0	-	0	0	0	-	0	0	0	-	0	0	0	-	0	0	0	-				
Pharmacy	0	0	0	0	-	0	0	0	-	0	0	0	-	0	0	0	-	0	0	0	-	0	0	0	-	0	0	0	-	0	0	0	-	0	0	0	-				
Public Health	2	1	1	0	100%	0	0	0	0%	0	0	0	0%	0	0	0	0%	0	0	0	0%	0	0	0	0%	0	0	0	0%	0	0	0	0%	0	0	0	0%				
<b>TOTAL OUHSC</b>	<b>80</b>	<b>7</b>	<b>34</b>	<b>0</b>	<b>51%</b>	<b>0</b>	<b>8</b>	<b>0</b>	<b>10%</b>	<b>0</b>	<b>5</b>	<b>0</b>	<b>6%</b>	<b>4</b>	<b>6</b>	<b>0</b>	<b>13%</b>	<b>0</b>	<b>2</b>	<b>0</b>	<b>3%</b>	<b>0</b>	<b>0</b>	<b>0</b>	<b>0%</b>	<b>3</b>	<b>3</b>	<b>0</b>	<b>8%</b>	<b>0</b>	<b>0</b>	<b>0</b>	<b>0%</b>	<b>6</b>	<b>2</b>	<b>0</b>	<b>10%</b>				
Allied Health	15	0	10	0	67%	0	0	0	0%	0	1	0	7%	0	1	0	7%	0	0	0	0%	0	0	0	0%	0	0	0	0%	0	0	0	0%	2	1	0	20%				
Dentistry	0	0	0	0	-	0	0	0	-	0	0	0	-	0	0	0	-	0	0	0	-	0	0	0	-	0	0	0	-	0	0	0	-	0	0	0	-				
Graduate -CTS	1	0	1	0	100%	0	0	0	0%	0	0	0	0%	0	0	0	0%	0	0	0	0%	0	0	0	0%	0	0	0	0%	0	0	0	0%	0	0	0	0%				
Medicine	6	1	1	0	33%	0	0	0	0%	0	0	0	0%	0	0	0	0%	0	0	0	0%	1	2	0	50%	0	0	0	0%	1	0	0	17%								
Nursing	40	2	15	0	43%	0	7	0	18%	0	4	0	10%	2	4	0	15%	0	1	0	3%	0	0	0	0%	0	1	0	3%	0	0	0	0%	3	1	0	10%				
Pharmacy	0	0	0	0	-	0	0	0	-	0	0	0	-	0	0	0	-	0	0	0	-	0	0	0	-	0	0	0	-	0	0	0	-	0	0	0	-				
Public Health	14	4	4	0	57%	0	1	0	7%	0	0	0	0%	2	1	0	21%	0	0	0	0%	0	0	0	0%	2	0	0	14%	0	0	0	0%	0	0	0	0%				
Norman Inter-Campus Non-Degree	0	0	0	0	-	0	0	0	-	0	0	0	-	0	0	0	-	0	0	0	-	0	0	0	-	0	0	0	-	0	0	0	-	0	0	0	-				

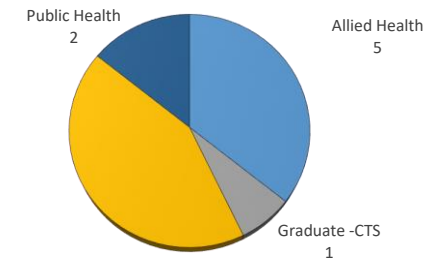
UNDERGRADUATE ADMITS



PROFESSIONAL ADMITS



GRADUATE COLLEGE ADMITS



IPEDS (Integrated Postsecondary Education Data System) is the core postsecondary education data collection program for the National Center for Education Statistics, a part of the Institute for Education Sciences within the United States Department of Education.

Prepared by the Office of Institutional Research using census data collected on January 27, 2020