

APPLICANT BY LEVEL REPORT

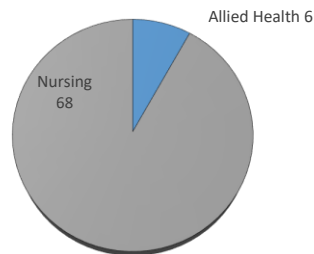
Spring 2020

Male/Female Ethnic (IPEDS) Totals

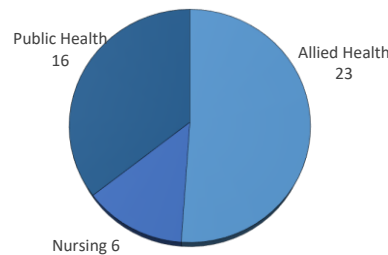
University of Oklahoma Health Sciences Center

LEVEL/COLLEGE	TOT	CAUCASIAN			AFRICAN AMERICAN			HISPANIC			ASIAN			AMERICAN INDIAN			HAWAIIAN/PACIFIC ISLANDER			INTERNATIONAL			MULTI-ETHNIC			UNREPORTED											
		M	F	U	%	M	F	U	%	M	F	U	%	M	F	U	%	M	F	U	%	M	F	U	%	M	F	U	%								
UNDERGRADUATE	74	6	29	0	47%	0	12	0	16%	0	7	0	9%	2	6	0	11%	1	2	0	4%	0	0	0	0%	0	3	0	4%	0	0	0	0%	4	2	0	8%
Allied Health	6	1	3	0	67%	0	0	0	0%	0	0	0	0%	0	0	0	0%	1	0	0	17%	0	0	0	0%	0	0	0	0%	0	0	0	0%	1	0	0	17%
Dentistry	0	0	0	0	-	0	0	0	-	0	0	0	-	0	0	0	-	0	0	0	-	0	0	0	-	0	0	0	-	0	0	0	-	0	0	0	-
Nursing	68	5	26	0	46%	0	12	0	18%	0	7	0	10%	2	6	0	12%	0	2	0	3%	0	0	0	0%	0	3	0	4%	0	0	0	0%	3	2	0	7%
PROFESSIONAL	45	3	23	0	58%	0	4	0	9%	0	2	0	4%	2	4	0	13%	0	0	0	0%	0	0	0	0%	2	4	0	13%	0	0	0	0%	1	0	0	2%
Allied Health	23	0	16	0	70%	0	0	0	0%	0	2	0	9%	0	1	0	4%	0	0	0	0%	0	0	0	0%	0	3	0	13%	0	0	0	0%	1	0	0	4%
Dentistry	0	0	0	0	-	0	0	0	-	0	0	0	-	0	0	0	-	0	0	0	-	0	0	0	-	0	0	0	-	0	0	0	-	0	0	0	-
Medicine -MD	0	0	0	0	-	0	0	0	-	0	0	0	-	0	0	0	-	0	0	0	-	0	0	0	-	0	0	0	-	0	0	0	-	0	0	0	-
Medicine -PA	0	0	0	0	-	0	0	0	-	0	0	0	-	0	0	0	-	0	0	0	-	0	0	0	-	0	0	0	-	0	0	0	-	0	0	0	-
Nursing	6	0	3	0	50%	0	3	0	50%	0	0	0	0%	0	0	0	0%	0	0	0	0%	0	0	0	0%	0	0	0	0%	0	0	0	0%	0	0	0	0%
Pharmacy	0	0	0	0	-	0	0	0	-	0	0	0	-	0	0	0	-	0	0	0	-	0	0	0	-	0	0	0	-	0	0	0	-	0	0	0	-
Public Health	16	3	4	0	44%	0	1	0	6%	0	0	0	0%	2	3	0	31%	0	0	0	0%	0	0	0	0%	2	1	0	19%	0	0	0	0%	0	0	0	0%
GRADUATE COLLEGE	26	4	9	0	50%	1	0	0	4%	0	0	0	0%	0	2	0	8%	0	0	0	0%	0	0	0	0%	2	5	0	27%	0	0	0	0%	1	2	0	12%
Allied Health	7	0	6	0	86%	0	0	0	0%	0	0	0	0%	0	0	0	0%	0	0	0	0%	0	0	0	0%	0	0	0	0%	0	0	0	0%	0	1	0	14%
Dentistry	0	0	0	0	-	0	0	0	-	0	0	0	-	0	0	0	-	0	0	0	-	0	0	0	-	0	0	0	-	0	0	0	-	0	0	0	-
Graduate -CTS	1	0	1	0	100%	0	0	0	0%	0	0	0	0%	0	0	0	0%	0	0	0	0%	0	0	0	0%	0	0	0	0%	0	0	0	0%	0	0	0	0%
Medicine	9	3	1	0	44%	0	0	0	0%	0	0	0	0%	0	0	0	0%	0	0	0	0%	0	0	0	0%	1	3	0	44%	0	0	0	0%	1	0	0	11%
Nursing	0	0	0	0	-	0	0	0	-	0	0	0	-	0	0	0	-	0	0	0	-	0	0	0	-	0	0	0	-	0	0	0	-	0	0	0	-
Pharmacy	0	0	0	0	-	0	0	0	-	0	0	0	-	0	0	0	-	0	0	0	-	0	0	0	-	0	0	0	-	0	0	0	-	0	0	0	-
Public Health	9	1	1	0	22%	1	0	0	11%	0	0	0	0%	0	2	0	22%	0	0	0	0%	0	0	0	0%	1	2	0	33%	0	0	0	0%	0	1	0	11%
TOTAL OUHSC	152	14	66	0	53%	1	16	0	11%	0	9	0	6%	4	12	0	11%	1	3	0	3%	0	0	0	0%	4	12	0	11%	0	0	0	0%	6	4	0	7%
Allied Health	36	1	25	0	72%	0	0	0	0%	0	2	0	6%	0	1	0	3%	1	0	0	3%	0	0	0	0%	0	3	0	8%	0	0	0	0%	2	1	0	8%
Dentistry	0	0	0	0	-	0	0	0	-	0	0	0	-	0	0	0	-	0	0	0	-	0	0	0	-	0	0	0	-	0	0	0	-	0	0	0	-
Graduate -CTS	1	0	1	0	100%	0	0	0	0%	0	0	0	0%	0	0	0	0%	0	0	0	0%	0	0	0	0%	0	0	0	0%	0	0	0	0%	0	0	0	0%
Medicine	9	3	1	0	44%	0	0	0	0%	0	0	0	0%	0	0	0	0%	0	0	0	0%	0	0	0	0%	1	3	0	44%	0	0	0	0%	1	0	0	11%
Nursing	74	5	29	0	46%	0	15	0	20%	0	7	0	9%	2	6	0	11%	0	2	0	3%	0	0	0	0%	0	3	0	4%	0	0	0	0%	3	2	0	7%
Pharmacy	0	0	0	0	-	0	0	0	-	0	0	0	-	0	0	0	-	0	0	0	-	0	0	0	-	0	0	0	-	0	0	0	-	0	0	0	-
Public Health	25	4	5	0	36%	1	1	0	8%	0	0	0	0%	2	5	0	28%	0	0	0	0%	0	0	0	0%	3	3	0	24%	0	0	0	0%	0	1	0	4%
Norman Inter-Campus	0	0	0	0	-	0	0	0	-	0	0	0	-	0	0	0	-	0	0	0	-	0	0	0	-	0	0	0	-	0	0	0	-	0	0	0	-
Non-Degree	7	1	5	0	86%	0	0	0	0%	0	0	0	0%	0	0	0	0%	0	1	0	14%	0	0	0	0%	0	0	0	0%	0	0	0	0%	0	0	0	0%

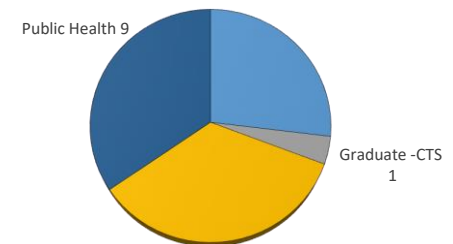
UNDERGRADUATE APPLICANTS



PROFESSIONAL APPLICANTS



GRADUATE COLLEGE APPLICANTS



IPEDS (Integrated Postsecondary Education Data System) is the core postsecondary education data collection program for the National Center for Education Statistics, a part of the Institute for Education Sciences within the United States Department of Education.

Prepared by the Office of Institutional Research using census data collected on January 27, 2020