

# ALLIED HEALTH - ENROLLMENT SUMMARY BY DEGREE

Spring 2020

Credit Enrollment and Full-Time Equivalent (FTE) Enrollment

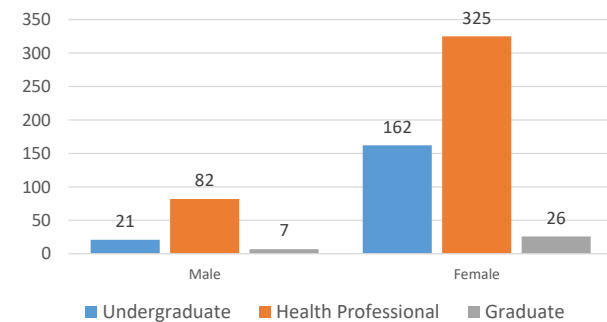
University of Oklahoma Health Sciences Center

Division of Study	Junior/1st Year			Senior/2nd Year			Graduate/Professional			TOTAL			TULSA		
	TOT	Male	Female	TOT	Male	Female	TOT	Male	Female	Male	Female	TOT	TOT	Male	Female
<b>UNDERGRADUATE</b>	<b>93</b>	<b>8</b>	<b>85</b>	<b>90</b>	<b>13</b>	<b>77</b>	<b>0</b>	<b>0</b>	<b>0</b>	<b>21</b>	<b>162</b>	<b>183</b>	<b>13</b>	<b>0</b>	<b>13</b>
Clinical Dietetics/Nutritional Sciences	9	0	9	0	0	0	0	0	0	0	9	9	0	0	0
Communication Sciences & Disorders	33	0	33	30	0	30	0	0	0	0	63	63	0	0	0
Medical Imaging & Radiation Sciences	51	8	43	60	13	47	0	0	0	21	90	111	13	0	13
Nuclear Medicine	8	2	6	4	2	2	0	0	0	4	8	12	0	0	0
Radiation Sciences	5	2	3	11	2	9	0	0	0	4	12	16	0	0	0
Radiation Therapy	8	1	7	10	2	8	0	0	0	3	15	18	0	0	0
Radiography	8	2	6	11	5	6	0	0	0	7	12	19	0	0	0
Sonography	22	1	21	24	2	22	0	0	0	3	43	46	13	0	13
Special Student	0	0	0	0	0	0	0	0	0	0	0	0	0	0	0
<b>HEALTH PROFESSIONAL</b>	<b>0</b>	<b>0</b>	<b>0</b>	<b>0</b>	<b>0</b>	<b>0</b>	<b>407</b>	<b>82</b>	<b>325</b>	<b>82</b>	<b>325</b>	<b>407</b>	<b>88</b>	<b>19</b>	<b>69</b>
Audiology - AuD	0	0	0	0	0	0	30	3	27	3	27	30	0	0	0
Coordinated MA in Dietetics	0	0	0	0	0	0	36	4	32	4	32	36	0	0	0
Occupational Therapy - MOT	0	0	0	0	0	0	90	12	78	12	78	90	31	3	28
Physical Therapy - DPT	0	0	0	0	0	0	185	61	124	61	124	185	57	16	41
Rehab Sciences - DSC Internet	0	0	0	0	0	0	14	0	14	0	14	14	0	0	0
Speech Language Pathology - MA	0	0	0	0	0	0	52	2	50	2	50	52	0	0	0
Geriatrics/Gerontology Cert	0	0	0	0	0	0	0	0	0	0	0	0	0	0	0
Dietetic Internships	0	0	0	0	0	0	0	0	0	0	0	0	0	0	0
Special Student	0	0	0	0	0	0	0	0	0	0	0	0	0	0	0
<b>GRADUATE</b>	<b>0</b>	<b>0</b>	<b>0</b>	<b>0</b>	<b>0</b>	<b>0</b>	<b>33</b>	<b>7</b>	<b>26</b>	<b>7</b>	<b>26</b>	<b>33</b>	<b>1</b>	<b>0</b>	<b>1</b>
Allied Health Sciences (PhD)	0	0	0	0	0	0	13	4	9	4	9	13	0	0	0
AHS Medical Dosimetry (MS)	0	0	0	0	0	0	0	0	0	0	0	0	0	0	0
Comm Sci & Disorders - Audiology (PhD)	0	0	0	0	0	0	0	0	0	0	0	0	0	0	0
CSD - Speech-Lang Pathology (PhD)	0	0	0	0	0	0	0	0	0	0	0	0	0	0	0
Nutritional Science (MS)	0	0	0	0	0	0	20	3	17	3	17	20	1	0	1
Special Student	0	0	0	0	0	0	0	0	0	0	0	0	0	0	0
<b>TOTAL - ALLIED HEALTH</b>	<b>93</b>	<b>8</b>	<b>85</b>	<b>90</b>	<b>13</b>	<b>77</b>	<b>440</b>	<b>89</b>	<b>351</b>	<b>110</b>	<b>513</b>	<b>623</b>	<b>102</b>	<b>19</b>	<b>83</b>

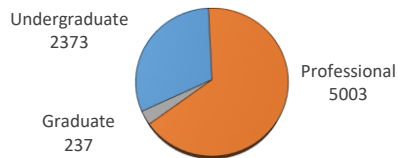
HOURS ENROLLED	Undergraduate	Professional	Graduate	TOTAL
	Credit Hours	2373	5003	237
Full-Time Equivalent*	158.26	416.81	19.75	594.82

HOURS ENROLLED - TULSA	Undergraduate	Professional	Graduate	TOTAL
	Credit Hours	202	1142	6
Full-Time Equivalent*	13.49	95.18	0.5	109.17

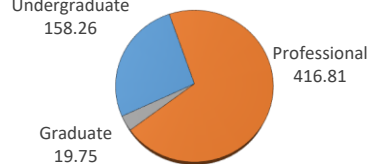
ALLIED HEALTH ENROLLMENT BY GENDER



ALLIED HEALTH CREDIT HOURS



ALLIED HEALTH FTE



\*Full-Time Equivalent enrollment for Fall and Spring semesters is calculated by dividing Graduate and Professional enrollment credit hours by 12, the Undergraduate enrollment credit hours by 15. Full-Time Equivalent enrollment for Summer semesters is calculated by dividing enrollment credit hours for all levels by 6.