

COLLEGE OF DENTISTRY - ENROLLMENT SUMMARY BY DEGREE

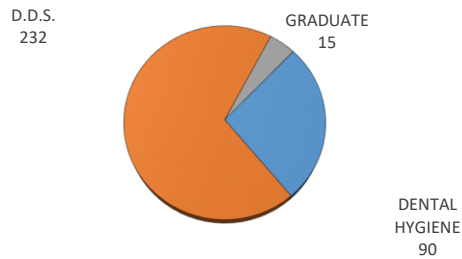
Spring 2020

Credit Enrollment and Full-Time Equivalent (FTE) Enrollment

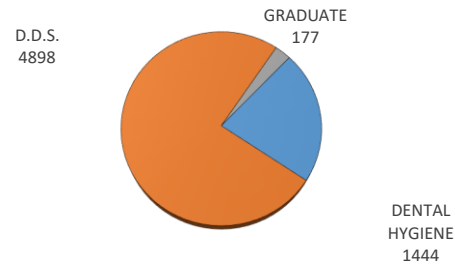
University of Oklahoma Health Sciences Center

CLASSIFICATION	ENROLLMENT			ENROLLMENT - TULSA			STUDENT CREDIT HOURS		FULL-TIME EQUIV	
	Male	Female	TOTAL	Male	Female	TOTAL	TOTAL	TULSA	TOTAL	TULSA
DENTAL HYGIENE	1	89	90	0	0	0	1444	0	96.12	0
Junior	1	45	46	0	0	0	828	0	55.2	0
Senior	0	44	44	0	0	0	616	0	40.92	0
D.D.S.	126	106	232	0	0	0	4898	0	408.53	0
1st Year Students	30	23	53	0	0	0	1064	0	88.83	0
2nd Year Students	34	20	54	0	0	0	1458	0	121.5	0
3rd Year Students	32	31	63	0	0	0	1135	0	94.58	0
4th Year Students	30	32	62	0	0	0	1241	0	103.62	0
Special Students	0	0	0	0	0	0	0	0	0	0
GRADUATE	10	5	15	0	0	0	177	0	14.73	0
Graduate Students	10	5	15	0	0	0	177	0	14.73	0
TOTAL - COLLEGE OF DENTISTRY	137	200	337	0	0	0	6519	0	519.38	0

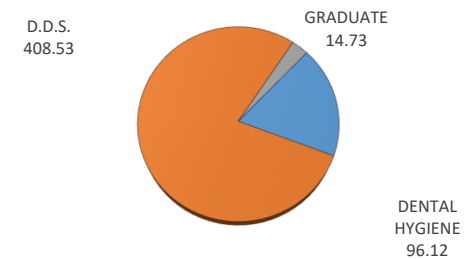
HEADCOUNT ENROLLMENT BY CLASSIFICATION



CREDIT HOURS ENROLLMENT BY CLASSIFICATION



FULL-TIME-EQUIVALENT ENROLLMENT BY CLASSIFICATION



* Full-Time Equivalent enrollment for Fall and Spring semesters is calculated by dividing Graduate and Professional enrollment credit hours by 12, the Undergraduate enrollment credit hours by 15. Full-Time Equivalent enrollment for Summer semesters is calculated by dividing enrollment credit hours for all levels by 6.