

# COLLEGE OF NURSING - ENROLLMENT SUMMARY BY DEGREE

Spring 2020

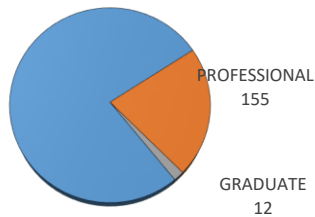
Credit Enrollment and Full-Time Equivalent (FTE) Enrollment

University of Oklahoma Health Sciences Center

CLASSIFICATION	ENROLLMENT			ENROLLMENT - TULSA			STUDENT CREDIT HOURS		FULL-TIME EQUIV	
	Male	Female	TOTAL	Male	Female	TOTAL	TOTAL	TULSA	TOTAL	TULSA
<b>UNDERGRADUATE</b>	<b>63</b>	<b>487</b>	<b>550</b>	<b>24</b>	<b>112</b>	<b>136</b>	<b>9313</b>	<b>2329</b>	<b>621.35</b>	<b>155.43</b>
Third-Year Students	22	239	261	7	45	52	4534	899	302.37	59.96
Fourth-Year Students	41	248	289	17	67	84	4779	1430	318.98	95.47
<b>PROFESSIONAL</b>	<b>18</b>	<b>137</b>	<b>155</b>	<b>4</b>	<b>41</b>	<b>45</b>	<b>996</b>	<b>301</b>	<b>83.07</b>	<b>25.12</b>
Professional	18	136	154	4	41	45	993	301	82.82	25.12
Professional - Special	0	1	1	0	0	0	3	0	0.25	0
<b>GRADUATE</b>	<b>0</b>	<b>12</b>	<b>12</b>	<b>0</b>	<b>0</b>	<b>0</b>	<b>63</b>	<b>0</b>	<b>5.27</b>	<b>0</b>
Graduate Students	0	12	12	0	0	0	63	0	5.27	0
Graduate - Unclassified	0	0	0	0	0	0	0	0	0	0
<b>TOTAL - COLLEGE OF NURSING</b>	<b>81</b>	<b>636</b>	<b>717</b>	<b>28</b>	<b>153</b>	<b>181</b>	<b>10372</b>	<b>2630</b>	<b>709.69</b>	<b>180.55</b>

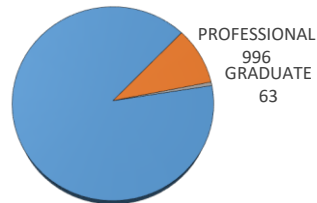
HEADCOUNT ENROLLMENT  
BY CLASSIFICATION

550



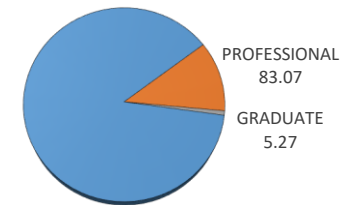
CREDIT HOURS ENROLLMENT  
BY CLASSIFICATION

9313



FULL-TIME-EQUIVALENT  
ENROLLMENT BY CLASSIFICATION

621.35



\* Full-Time Equivalent enrollment for Fall and Spring semesters is calculated by dividing Graduate and Professional enrollment credit hours by 12, the Undergraduate enrollment credit hours by 15. Full-Time Equivalent enrollment for Summer semesters is calculated by dividing enrollment credit hours for all levels by 6.