

COLLEGE OF PHARMACY - ENROLLMENT SUMMARY BY DEGREE

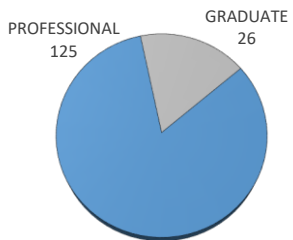
Spring 2020

Credit Enrollment and Full-Time Equivalent (FTE) Enrollment

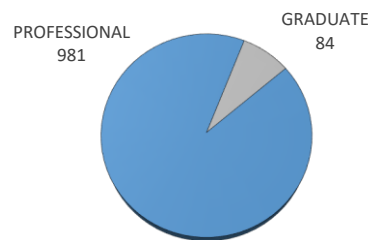
University of Oklahoma Health Sciences Center

	ENROLLMENT			ENROLLMENT - TULSA			STUDENT CREDIT HOURS		FULL-TIME EQUIV	
	Male	Female	TOTAL	Male	Female	TOTAL	TOTAL	TULSA	TOTAL	TULSA
PROFESSIONAL	106	154	260	0	0	0	4260	0	354.84	0
1st Year Professional	21	43	64	0	0	0	1172	0	97.6	0
2nd Year Professional	27	31	58	0	0	0	999	0	83.37	0
3rd Year Professional	17	34	51	0	0	0	897	0	74.63	0
4th Year Professional	41	46	87	0	0	0	1192	0	99.24	0
Non-Degree Professional	0	0	0	0	0	0	0	0	0	0
GRADUATE	7	8	15	0	0	0	120	0	9.98	0
Graduate Students	7	8	15	0	0	0	120	0	9.98	0
Graduate - Unclassified	0	0	0	0	0	0	0	0	0	0
TOTAL - COLLEGE OF PHARMACY	113	162	275	0	0	0	4380	0	364.82	0

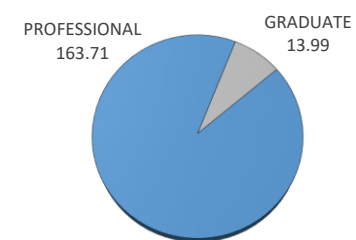
HEADCOUNT ENROLLMENT BY CLASSIFICATION



CREDIT HOURS ENROLLMENT BY CLASSIFICATION



FULL-TIME-EQUIVALENT ENROLLMENT BY CLASSIFICATION



F
t