

ENROLLMENT BY LOCATION REPORT

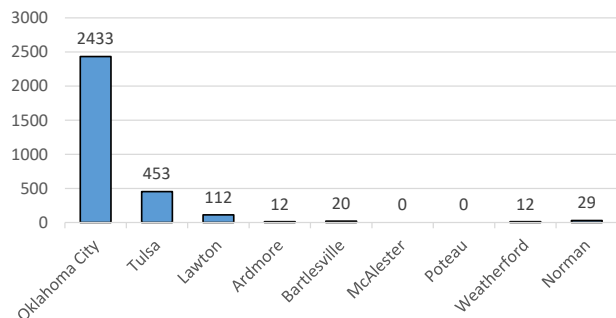
Spring 2020

Gender, Residency, Age & Full/Part Time Totals

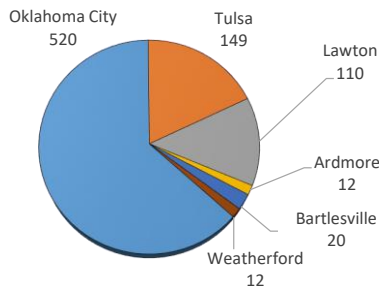
University of Oklahoma Health Sciences Center

LEVEL/COLLEGE	TOTAL			OKLAHOMA CITY		TULSA		LAWTON		ARDMORE		BARTLESVILLE		McALESTER		POTEAU		WEATHERFORD		NORMAN	
	TOT	Male	Female	Male	Female	Male	Female	Male	Female	Male	Female	Male	Female	Male	Female	Male	Female	Male	Female	Male	Female
UNDERGRADUATE	823	85	738	47	473	24	125	14	96	0	12	0	20	0	0	0	0	12	0	0	
Allied Health	183	21	162	21	149	0	13	0	0	0	0	0	0	0	0	0	0	0	0	0	
Dentistry	90	1	89	1	45	0	0	0	0	0	12	0	20	0	0	0	0	0	12	0	
Nursing	550	63	487	25	279	24	112	14	96	0	0	0	0	0	0	0	0	0	0	0	
HEALTH PROFESSIONAL	1925	755	1170	666	954	89	214	0	2	0	0	0	0	0	0	0	0	0	0	0	
Allied Health	407	82	325	63	256	19	69	0	0	0	0	0	0	0	0	0	0	0	0	0	
Dentistry	232	126	106	126	106	0	0	0	0	0	0	0	0	0	0	0	0	0	0	0	
Medicine -MD	644	356	288	301	231	55	57	0	0	0	0	0	0	0	0	0	0	0	0	0	
Medicine -PA	147	33	114	24	76	9	38	0	0	0	0	0	0	0	0	0	0	0	0	0	
Nursing	154	18	136	14	93	4	41	0	2	0	0	0	0	0	0	0	0	0	0	0	
Pharmacy	260	106	154	106	154	0	0	0	0	0	0	0	0	0	0	0	0	0	0	0	
Public Health	81	34	47	32	38	2	9	0	0	0	0	0	0	0	0	0	0	0	0	0	
GRADUATE COLLEGE (MS, PhD)	285	117	168	117	167	0	1	0	0	0	0	0	0	0	0	0	0	0	0	0	
Allied Health	33	7	26	7	25	0	1	0	0	0	0	0	0	0	0	0	0	0	0	0	
Dentistry	15	10	5	10	5	0	0	0	0	0	0	0	0	0	0	0	0	0	0	0	
Graduate -CTS	19	7	12	7	12	0	0	0	0	0	0	0	0	0	0	0	0	0	0	0	
Medicine	143	63	80	63	80	0	0	0	0	0	0	0	0	0	0	0	0	0	0	0	
Nursing	12	0	12	0	12	0	0	0	12	0	0	0	0	0	0	0	0	0	0	0	
Pharmacy	15	7	8	7	8	0	0	0	0	0	0	0	0	0	0	0	0	0	0	0	
Public Health	48	23	25	23	25	0	0	0	0	0	0	0	0	0	0	0	0	0	0	0	
TOTAL OUHSC	3071	971	2100	833	1600	113	340	14	98	0	12	0	20	0	0	0	0	12	11	18	
Allied Health	623	110	513	91	430	19	83	0	0	0	0	0	0	0	0	0	0	0	0	0	
Dentistry	337	137	200	137	156	0	0	0	0	0	12	0	20	0	0	0	0	0	12	0	
Graduate -CTS	19	7	12	7	12	0	0	0	0	0	0	0	0	0	0	0	0	0	0	0	
Medicine	934	452	482	388	387	64	95	0	0	0	0	0	0	0	0	0	0	0	0	0	
Nursing	716	81	635	39	384	28	153	14	98	0	0	0	0	0	0	0	0	0	0	0	
Pharmacy	275	113	162	113	162	0	0	0	0	0	0	0	0	0	0	0	0	0	0	0	
Public Health	129	57	72	55	63	2	9	0	0	0	0	0	0	0	0	0	0	0	0	0	
Norman Inter-Campus	29	11	18	0	0	0	0	0	0	0	0	0	0	0	0	0	0	0	0	11	18
Non-Degree	9	3	6	3	6	0	0	0	0	0	0	0	0	0	0	0	0	0	0	0	0

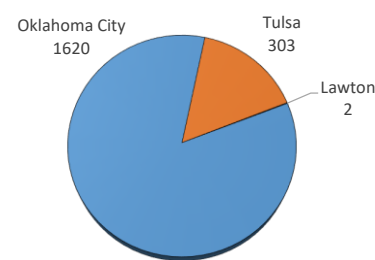
ENROLLMENT BY LOCATION



UNDERGRADUATE BY LOCATION



PROFESSIONAL BY LOCATION



GRADUATE COLLEGE BY LOCATION

