

# ALLIED HEALTH - ENROLLMENT SUMMARY BY DEGREE

Summer 2020

Credit Enrollment and Full-Time Equivalent (FTE) Enrollment

University of Oklahoma Health Sciences Center

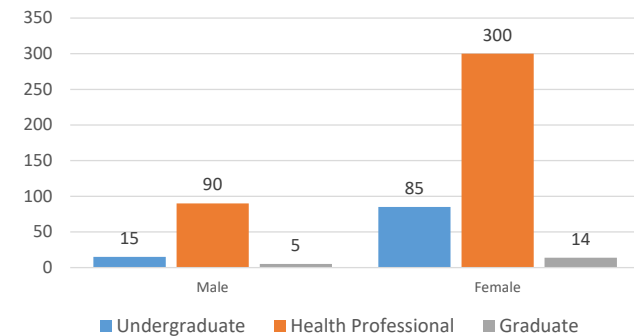
Division of Study	Junior/1st Year			Senior/2nd Year			Graduate/Professional			TOTAL			TULSA		
	TOT	Male	Female	TOT	Male	Female	TOT	Male	Female	Male	Female	TOT	TOT	Male	Female
<b>UNDERGRADUATE</b>	<b>46</b>	<b>6</b>	<b>40</b>	<b>54</b>	<b>9</b>	<b>45</b>	<b>0</b>	<b>0</b>	<b>0</b>	<b>15</b>	<b>85</b>	<b>100</b>	<b>14</b>	<b>0</b>	<b>14</b>
Clinical Dietetics/Nutritional Sciences	0	0	0	0	0	0	0	0	0	0	0	0	0	0	0
Communication Sciences & Disorders	0	0	0	0	0	0	0	0	0	0	0	0	0	0	0
Medical Imaging & Radiation Sciences	46	6	40	54	9	45	0	0	0	15	85	100	14	0	14
Nuclear Medicine	6	2	4	8	2	6	0	0	0	4	10	14	0	0	0
Radiation Sciences	2	0	2	5	2	3	0	0	0	2	5	7	0	0	0
Radiation Therapy	12	2	10	8	1	7	0	0	0	3	17	20	0	0	0
Radiography	8	1	7	9	3	6	0	0	0	4	13	17	0	0	0
Sonography	18	1	17	24	1	23	0	0	0	2	40	42	14	0	14
Special Student	0	0	0	0	0	0	0	0	0	0	0	0	0	0	0
<b>HEALTH PROFESSIONAL</b>	<b>0</b>	<b>0</b>	<b>0</b>	<b>0</b>	<b>0</b>	<b>0</b>	<b>390</b>	<b>90</b>	<b>300</b>	<b>90</b>	<b>300</b>	<b>390</b>	<b>105</b>	<b>28</b>	<b>77</b>
Audiology - AuD	0	0	0	0	0	0	21	2	19	2	19	21	0	0	0
Coordinated MA in Dietetics	0	0	0	0	0	0	42	4	38	4	38	42	0	0	0
Occupational Therapy - MOT	0	0	0	0	0	0	97	10	87	10	87	97	39	3	36
Physical Therapy - DPT	0	0	0	0	0	0	192	71	121	71	121	192	66	25	41
Rehab Sciences - DSC Internet	0	0	0	0	0	0	10	0	10	0	10	10	0	0	0
Speech Language Pathology - MA	0	0	0	0	0	0	21	2	19	2	19	21	0	0	0
Geriatrics/Gerontology Cert	0	0	0	0	0	0	0	0	0	0	0	0	0	0	0
Dietetic Internships	0	0	0	0	0	0	7	1	6	1	6	7	0	0	0
Special Student	0	0	0	0	0	0	0	0	0	0	0	0	0	0	0
<b>GRADUATE</b>	<b>0</b>	<b>0</b>	<b>0</b>	<b>0</b>	<b>0</b>	<b>0</b>	<b>19</b>	<b>5</b>	<b>14</b>	<b>5</b>	<b>14</b>	<b>19</b>	<b>1</b>	<b>0</b>	<b>1</b>
Allied Health Sciences (PhD)	0	0	0	0	0	0	13	4	9	4	9	13	0	0	0
AHS Medical Dosimetry (MS)	0	0	0	0	0	0	0	0	0	0	0	0	0	0	0
Comm Sci & Disorders - Audiology (PhD)	0	0	0	0	0	0	0	0	0	0	0	0	0	0	0
CSD - Speech-Lang Pathology (PhD)	0	0	0	0	0	0	0	0	0	0	0	0	0	0	0
Nutritional Science (MS)	0	0	0	0	0	0	6	1	5	1	5	6	1	0	1
Special Student	0	0	0	0	0	0	0	0	0	0	0	0	0	0	0
<b>TOTAL - ALLIED HEALTH</b>	<b>46</b>	<b>6</b>	<b>40</b>	<b>54</b>	<b>9</b>	<b>45</b>	<b>409</b>	<b>95</b>	<b>314</b>	<b>110</b>	<b>399</b>	<b>509</b>	<b>120</b>	<b>28</b>	<b>92</b>

HOURS ENROLLED	Undergraduate	Professional	Graduate	TOTAL
Credit Hours	558	3008	66	3632
Full-Time Equivalent*	93.01	501.4	11	605.41

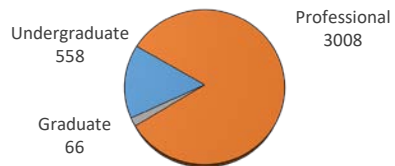
  

HOURS ENROLLED - TULSA	Undergraduate	Professional	Graduate	TOTAL
Credit Hours	78	805	3	886
Full-Time Equivalent*	13	134.26	0.5	147.76

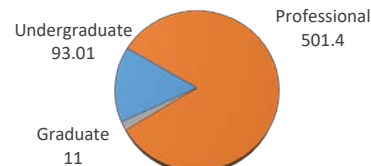
ALLIED HEALTH ENROLLMENT BY GENDER



ALLIED HEALTH CREDIT HOURS



ALLIED HEALTH FTE



\*Full-Time Equivalent enrollment for Fall and Spring semesters is calculated by dividing Graduate and Professional enrollment credit hours by 12, the Undergraduate enrollment credit hours by 15. Full-Time Equivalent enrollment for Summer semesters is calculated by dividing enrollment credit hours for all levels by 6.