

COLLEGE OF DENTISTRY - ENROLLMENT SUMMARY BY DEGREE

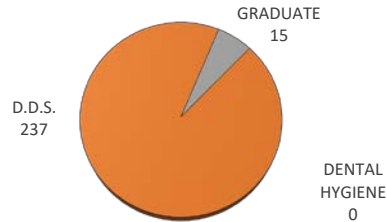
Summer 2020

Credit Enrollment and Full-Time Equivalent (FTE) Enrollment

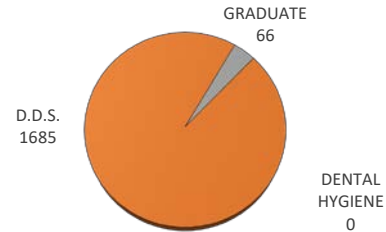
University of Oklahoma Health Sciences Center

CLASSIFICATION	ENROLLMENT			ENROLLMENT - TULSA			STUDENT CREDIT HOURS		FULL-TIME EQUIV	
	Male	Female	TOTAL	Male	Female	TOTAL	TOTAL	TULSA	TOTAL	TULSA
DENTAL HYGIENE	0	0	0	0	0	0	0	0	0	0
Junior	0	0	0	0	0	0	0	0	0	0
Senior	0	0	0	0	0	0	0	0	0	0
D.D.S.	135	102	237	0	0	0	1685	0	281.05	0
1st Year Students	33	20	53	0	0	0	265	0	43.99	0
2nd Year Students	30	23	53	0	0	0	212	0	35.51	0
3rd Year Students	37	27	64	0	0	0	258	0	43.2	0
4th Year Students	35	32	67	0	0	0	950	0	158.35	0
Special Students	0	0	0	0	0	0	0	0	0	0
GRADUATE	12	3	15	0	0	0	66	0	11.01	0
Graduate Students	12	3	15	0	0	0	66	0	11.01	0
TOTAL - COLLEGE OF DENTISTRY	147	105	252	0	0	0	1751	0	292.06	0

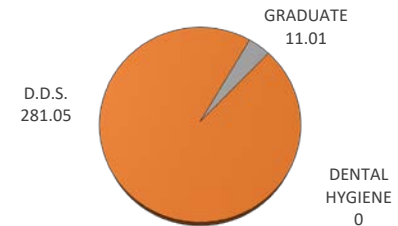
HEADCOUNT ENROLLMENT BY CLASSIFICATION



CREDIT HOURS ENROLLMENT BY CLASSIFICATION



FULL-TIME-EQUIVALENT ENROLLMENT BY CLASSIFICATION



* Full-Time Equivalent enrollment for Fall and Spring semesters is calculated by dividing Graduate and Professional enrollment credit hours by 12, the Undergraduate enrollment credit hours by 15. Full-Time Equivalent enrollment for Summer semesters is calculated by dividing enrollment credit hours for all levels by 6.