

# APPLICANT BY LEVEL REPORT

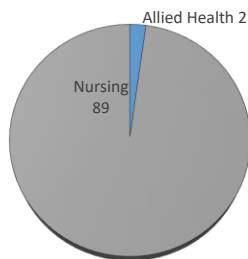
Spring 2021

Male/Female Ethnic (IPEDS) Totals

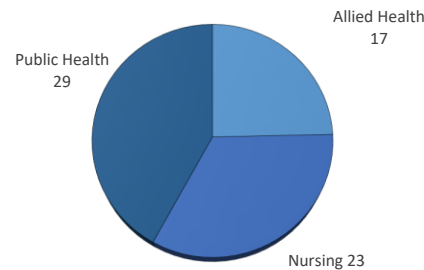
University of Oklahoma Health Sciences Center

LEVEL/COLLEGE	TOT	CAUCASIAN			AFRICAN AMERICAN			HISPANIC			ASIAN			AMERICAN INDIAN			HAWAIIAN/PACIFIC ISLANDER			INTERNATIONAL			MULTI-ETHNIC			UNREPORTED											
		M	F	U	%	M	F	U	%	M	F	U	%	M	F	U	%	M	F	U	%	M	F	U	%	M	F	U	%								
<b>UNDERGRADUATE</b>	<b>91</b>	<b>6</b>	<b>33</b>	<b>0</b>	<b>43%</b>	<b>1</b>	<b>9</b>	<b>0</b>	<b>11%</b>	<b>3</b>	<b>10</b>	<b>0</b>	<b>14%</b>	<b>4</b>	<b>7</b>	<b>0</b>	<b>12%</b>	<b>0</b>	<b>4</b>	<b>0</b>	<b>4%</b>	<b>0</b>	<b>0</b>	<b>0</b>	<b>0%</b>	<b>0</b>	<b>2</b>	<b>0</b>	<b>2%</b>	<b>0</b>	<b>0</b>	<b>0</b>	<b>0%</b>	<b>1</b>	<b>11</b>	<b>0</b>	<b>13%</b>
Allied Health	2	0	1	0	50%	0	0	0	0%	1	0	0	50%	0	0	0	0%	0	0	0	0%	0	0	0	0%	0	0	0	0%	0	0	0	0%	0	0	0	0%
Dentistry	0	0	0	0	-	0	0	0	-	0	0	0	-	0	0	0	-	0	0	0	-	0	0	0	-	0	0	0	-	0	0	0	-	0	0	0	-
Nursing	89	6	32	0	43%	1	9	0	11%	2	10	0	13%	4	7	0	12%	0	4	0	4%	0	0	0	0%	0	2	0	2%	0	0	0	0%	1	11	0	13%
<b>PROFESSIONAL</b>	<b>69</b>	<b>6</b>	<b>31</b>	<b>0</b>	<b>54%</b>	<b>1</b>	<b>4</b>	<b>0</b>	<b>7%</b>	<b>2</b>	<b>4</b>	<b>0</b>	<b>9%</b>	<b>3</b>	<b>2</b>	<b>0</b>	<b>7%</b>	<b>0</b>	<b>4</b>	<b>0</b>	<b>6%</b>	<b>0</b>	<b>0</b>	<b>0</b>	<b>0%</b>	<b>0</b>	<b>2</b>	<b>0</b>	<b>3%</b>	<b>1</b>	<b>1</b>	<b>0</b>	<b>3%</b>	<b>4</b>	<b>4</b>	<b>0</b>	<b>12%</b>
Allied Health	17	1	10	0	65%	0	1	0	6%	0	3	0	18%	0	0	0	0%	0	0	0	0%	0	1	0	6%	0	0	0	0%	0	0	0	0%	0	1	0	6%
Dentistry	0	0	0	0	-	0	0	0	-	0	0	0	-	0	0	0	-	0	0	0	-	0	0	0	-	0	0	0	-	0	0	0	-	0	0	0	-
Medicine -MD	0	0	0	0	-	0	0	0	-	0	0	0	-	0	0	0	-	0	0	0	-	0	0	0	-	0	0	0	-	0	0	0	-	0	0	0	-
Medicine -PA	0	0	0	0	-	0	0	0	-	0	0	0	-	0	0	0	-	0	0	0	-	0	0	0	-	0	0	0	-	0	0	0	-	0	0	0	-
Nursing	23	0	12	0	52%	1	2	0	13%	1	0	0	4%	0	0	0	0%	0	2	0	9%	0	0	0	0%	0	0	0	0%	1	1	0	9%	1	2	0	13%
Pharmacy	0	0	0	0	-	0	0	0	-	0	0	0	-	0	0	0	-	0	0	0	-	0	0	0	-	0	0	0	-	0	0	0	-	0	0	0	-
Public Health	29	5	9	0	48%	0	1	0	3%	1	1	0	7%	3	2	0	17%	0	2	0	7%	0	0	0	0%	0	1	0	3%	0	0	0	0%	3	1	0	14%
<b>GRADUATE COLLEGE</b>	<b>16</b>	<b>2</b>	<b>3</b>	<b>0</b>	<b>31%</b>	<b>0</b>	<b>1</b>	<b>0</b>	<b>6%</b>	<b>0</b>	<b>2</b>	<b>0</b>	<b>13%</b>	<b>2</b>	<b>0</b>	<b>0</b>	<b>13%</b>	<b>0</b>	<b>0</b>	<b>0</b>	<b>0%</b>	<b>0</b>	<b>0</b>	<b>0</b>	<b>0%</b>	<b>3</b>	<b>1</b>	<b>0</b>	<b>25%</b>	<b>0</b>	<b>0</b>	<b>0</b>	<b>0%</b>	<b>1</b>	<b>1</b>	<b>0</b>	<b>13%</b>
Allied Health	5	1	2	0	60%	0	1	0	20%	0	1	0	20%	0	0	0	0%	0	0	0	0%	0	0	0	0%	0	0	0	0%	0	0	0	0%	0	0	0	0%
Dentistry	0	0	0	0	-	0	0	0	-	0	0	0	-	0	0	0	-	0	0	0	-	0	0	0	-	0	0	0	-	0	0	0	-	0	0	0	-
Graduate -CTS	3	1	1	0	67%	0	0	0	0%	0	0	0	0%	0	0	0	0%	0	0	0	0%	0	0	0	0%	1	0	0	33%	0	0	0	0%	0	0	0	0%
Medicine	0	0	0	0	-	0	0	0	-	0	0	0	-	0	0	0	-	0	0	0	-	0	0	0	-	0	0	0	-	0	0	0	-	0	0	0	-
Nursing	0	0	0	0	-	0	0	0	-	0	0	0	-	0	0	0	-	0	0	0	-	0	0	0	-	0	0	0	-	0	0	0	-	0	0	0	-
Pharmacy	0	0	0	0	-	0	0	0	-	0	0	0	-	0	0	0	-	0	0	0	-	0	0	0	-	0	0	0	-	0	0	0	-	0	0	0	-
Public Health	8	0	0	0	0%	0	0	0	0%	0	1	0	13%	2	0	0	25%	0	0	0	0%	0	0	0	0%	2	1	0	38%	0	0	0	0%	1	1	0	25%
<b>TOTAL OUHSC</b>	<b>187</b>	<b>18</b>	<b>72</b>	<b>0</b>	<b>48%</b>	<b>2</b>	<b>14</b>	<b>0</b>	<b>9%</b>	<b>5</b>	<b>16</b>	<b>0</b>	<b>11%</b>	<b>9</b>	<b>11</b>	<b>0</b>	<b>11%</b>	<b>0</b>	<b>8</b>	<b>0</b>	<b>4%</b>	<b>0</b>	<b>0</b>	<b>0</b>	<b>0%</b>	<b>3</b>	<b>6</b>	<b>0</b>	<b>5%</b>	<b>1</b>	<b>1</b>	<b>0</b>	<b>1%</b>	<b>6</b>	<b>17</b>	<b>0</b>	<b>12%</b>
Allied Health	24	4	13	0	71%	0	2	0	8%	1	4	0	21%	0	0	0	0%	0	0	0	0%	0	1	0	4%	0	0	0	0%	0	0	0	0%	0	1	0	4%
Dentistry	0	0	0	0	-	0	0	0	-	0	0	0	-	0	0	0	-	0	0	0	-	0	0	0	-	0	0	0	-	0	0	0	-	0	0	0	-
Graduate -CTS	3	1	1	0	67%	0	0	0	0%	0	0	0	0%	0	0	0	0%	0	0	0	0%	0	0	0	0%	1	0	0	33%	0	0	0	0%	0	0	0	0%
Medicine	0	0	0	0	-	0	0	0	-	0	0	0	-	0	0	0	-	0	0	0	-	0	0	0	-	0	0	0	-	0	0	0	-	0	0	0	-
Nursing	112	6	44	0	45%	2	11	0	12%	3	10	0	12%	4	7	0	10%	0	6	0	5%	0	0	0	0%	0	2	0	2%	1	1	0	2%	2	13	0	13%
Pharmacy	0	0	0	0	-	0	0	0	-	0	0	0	-	0	0	0	-	0	0	0	-	0	0	0	-	0	0	0	-	0	0	0	-	0	0	0	-
Public Health	37	5	9	0	38%	0	1	0	3%	1	2	0	8%	5	2	0	19%	0	2	0	5%	0	0	0	0%	2	2	0	11%	0	0	0	0%	4	2	0	16%
Norman Inter-Campus	0	0	0	0	-	0	0	0	-	0	0	0	-	0	0	0	-	0	0	0	-	0	0	0	-	0	0	0	-	0	0	0	-	0	0	0	-
Non-Degree	11	2	5	0	64%	0	0	0	0%	0	0	0	0%	0	2	0	18%	0	0	0	0%	0	0	0	0%	0	1	0	9%	0	0	0	0%	0	1	0	9%

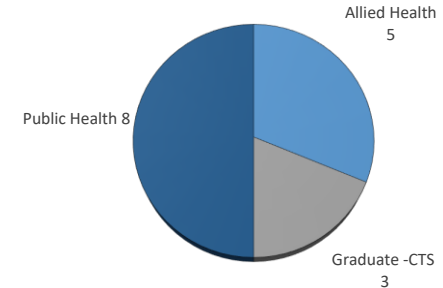
UNDERGRADUATE APPLICANTS



PROFESSIONAL APPLICANTS



GRADUATE COLLEGE APPLICANTS



IPEDS (Integrated Postsecondary Education Data System) is the core postsecondary education data collection program for the National Center for Education Statistics, a part of the Institute for Education Sciences within the United States Department of Education.

Prepared by the Office of Institutional Research using census data collected on February 1, 2021