

ENROLLMENT BY LOCATION REPORT

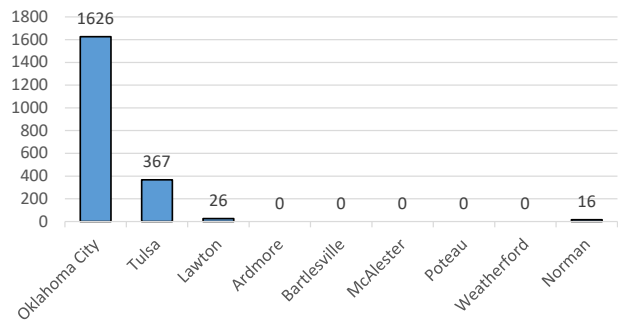
Summer 2021

Gender, Residency, Age & Full/Part Time Totals

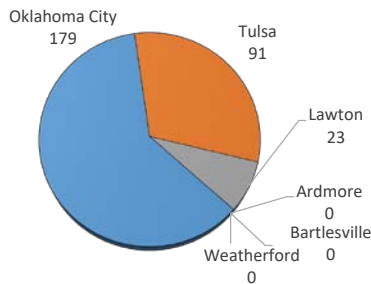
University of Oklahoma Health Sciences Center

LEVEL/COLLEGE	TOTAL			OKLAHOMA CITY		TULSA		LAWTON		ARDMORE		BARTLESVILLE		MCALESTER		POTEAU		WEATHERFORD		NORMAN	
	TOT	Male	Female	Male	Female	Male	Female	Male	Female	Male	Female	Male	Female	Male	Female	Male	Female	Male	Female	Male	Female
UNDERGRADUATE	293	55	238	34	145	16	75	5	18	0	0	0	0	0	0	0	0	0	0	0	0
Allied Health	95	18	77	18	65	0	12	0	0	0	0	0	0	0	0	0	0	0	0	0	0
Dentistry	0	0	0	0	0	0	0	0	0	0	0	0	0	0	0	0	0	0	0	0	0
Nursing	198	37	161	16	80	16	63	5	18	0	0	0	0	0	0	0	0	0	0	0	0
HEALTH PROFESSIONAL	1484	513	971	436	769	77	199	0	3	0	0	0	0	0	0	0	0	0	0	0	0
Allied Health	422	81	341	52	253	29	88	0	0	0	0	0	0	0	0	0	0	0	0	0	0
Dentistry	237	130	107	130	107	0	0	0	0	0	0	0	0	0	0	0	0	0	0	0	0
Medicine -MD	333	189	144	163	114	26	30	0	0	0	0	0	0	0	0	0	0	0	0	0	0
Medicine -PA	218	45	173	26	119	19	54	0	0	0	0	0	0	0	0	0	0	0	0	0	0
Nursing	109	9	100	7	75	2	22	0	3	0	0	0	0	0	0	0	0	0	0	0	0
Pharmacy	118	45	73	45	73	0	0	0	0	0	0	0	0	0	0	0	0	0	0	0	0
Public Health	47	14	33	13	28	1	5	0	0	0	0	0	0	0	0	0	0	0	0	0	0
GRADUATE COLLEGE (MS, PhD)	238	101	137	101	137	0	0	0	0	0	0	0	0	0	0	0	0	0	0	0	0
Allied Health	15	4	11	4	11	0	0	0	0	0	0	0	0	0	0	0	0	0	0	0	0
Dentistry	19	11	8	11	8	0	0	0	0	0	0	0	0	0	0	0	0	0	0	0	0
Graduate -CTS	17	6	11	6	11	0	0	0	0	0	0	0	0	0	0	0	0	0	0	0	0
Medicine	123	60	63	60	63	0	0	0	0	0	0	0	0	0	0	0	0	0	0	0	0
Nursing	13	0	13	0	13	0	0	0	0	0	0	0	0	0	0	0	0	0	0	0	0
Pharmacy	19	9	10	9	10	0	0	0	0	0	0	0	0	0	0	0	0	0	0	0	0
Public Health	32	11	21	11	21	0	0	0	0	0	0	0	0	0	0	0	0	0	0	0	0
TOTAL OUHSC	2035	677	1358	572	1054	93	274	5	21	0	0	0	0	0	0	0	0	0	0	7	9
Allied Health	532	103	429	74	329	29	100	0	0	0	0	0	0	0	0	0	0	0	0	0	0
Dentistry	256	141	115	141	115	0	0	0	0	0	0	0	0	0	0	0	0	0	0	0	0
Graduate -CTS	17	6	11	6	11	0	0	0	0	0	0	0	0	0	0	0	0	0	0	0	0
Medicine	674	294	380	249	296	45	84	0	0	0	0	0	0	0	0	0	0	0	0	0	0
Nursing	320	46	274	23	168	18	85	5	21	0	0	0	0	0	0	0	0	0	0	0	0
Pharmacy	137	54	83	54	83	0	0	0	0	0	0	0	0	0	0	0	0	0	0	0	0
Public Health	79	25	54	24	49	1	5	0	0	0	0	0	0	0	0	0	0	0	0	0	0
Norman Inter-Campus	16	7	9	0	0	0	0	0	0	0	0	0	0	0	0	0	0	0	0	7	9
Non-Degree	4	1	3	1	3	0	0	0	0	0	0	0	0	0	0	0	0	0	0	0	0

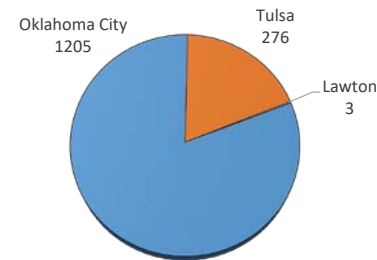
ENROLLMENT BY LOCATION



UNDERGRADUATE BY LOCATION



PROFESSIONAL BY LOCATION



GRADUATE COLLEGE BY LOCATION

