

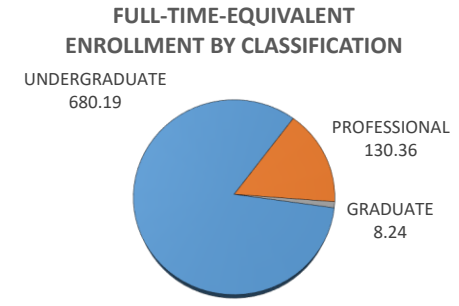
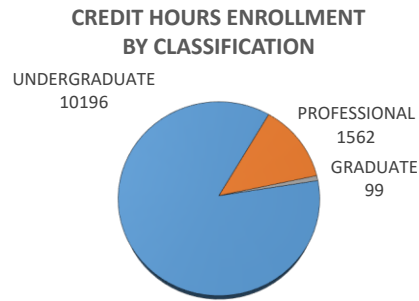
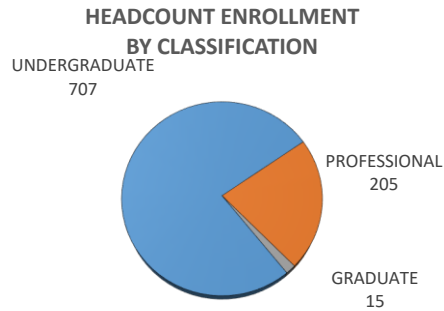
COLLEGE OF NURSING - ENROLLMENT SUMMARY BY DEGREE

Fall 2022

Credit Enrollment and Full-Time Equivalent (FTE) Enrollment

University of Oklahoma Health Sciences Center

CLASSIFICATION	ENROLLMENT			ENROLLMENT - TULSA			STUDENT CREDIT HOURS		FULL-TIME EQUIV	
	Male	Female	TOTAL	Male	Female	TOTAL	TOTAL	TULSA	TOTAL	TULSA
UNDERGRADUATE	75	632	707	24	154	178	10196	2580	680.19	172.12
Third-Year Students	51	409	460	14	110	124	6803	1851	453.56	123.4
Fourth-Year Students	24	223	247	10	44	54	3393	729	226.63	48.72
PROFESSIONAL	10	195	205	2	24	26	1562	209	130.36	17.43
Professional	10	195	205	2	24	26	1562	209	130.36	17.43
Professional - Special	0	0	0	0	0	0	0	0	0	0
GRADUATE	0	15	15	0	0	0	99	0	8.24	0
Graduate Students	0	15	15	0	0	0	99	0	8.24	0
Graduate - Unclassified	0	0	0	0	0	0	0	0	0	0
TOTAL - COLLEGE OF NURSING	85	842	927	26	178	204	11857	2789	818.79	189.55



* Full-Time Equivalent enrollment for Fall and Spring semesters is calculated by dividing Graduate and Professional enrollment credit hours by 12, the Undergraduate enrollment credit hours by 15. Full-Time Equivalent enrollment for Summer semesters is calculated by dividing enrollment credit hours for all levels by 6.