

COLLEGE OF PHARMACY - ENROLLMENT SUMMARY BY DEGREE

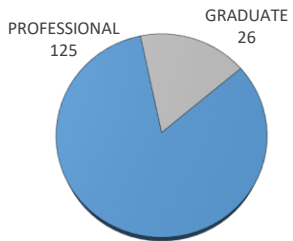
Fall 2022

Credit Enrollment and Full-Time Equivalent (FTE) Enrollment

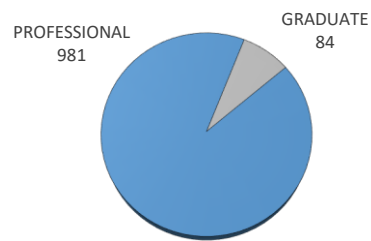
University of Oklahoma Health Sciences Center

	ENROLLMENT			ENROLLMENT - TULSA			STUDENT CREDIT HOURS		FULL-TIME EQUIV	
	Male	Female	TOTAL	Male	Female	TOTAL	TOTAL	TULSA	TOTAL	TULSA
PROFESSIONAL	67	144	211	0	0	0	3616	0	301.07	0
1st Year Professional	16	38	54	0	0	0	912	0	75.99	0
2nd Year Professional	17	30	47	0	0	0	975	0	81.14	0
3rd Year Professional	15	34	49	0	0	0	916	0	76.29	0
4th Year Professional	19	42	61	0	0	0	813	0	67.65	0
Non-Degree Professional	0	0	0	0	0	0	0	0	0	0
GRADUATE	10	9	19	0	0	0	131	0	10.9	0
Graduate Students	10	9	19	0	0	0	131	0	10.9	0
Graduate - Unclassified	0	0	0	0	0	0	0	0	0	0
TOTAL - COLLEGE OF PHARMACY	77	153	230	0	0	0	3747	0	311.97	0

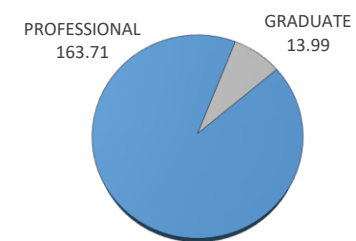
HEADCOUNT ENROLLMENT BY CLASSIFICATION



CREDIT HOURS ENROLLMENT BY CLASSIFICATION



FULL-TIME-EQUIVALENT ENROLLMENT BY CLASSIFICATION



F
L