

COLLEGE OF NURSING - ENROLLMENT SUMMARY BY DEGREE

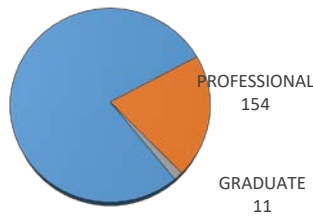
Spring 2022

Credit Enrollment and Full-Time Equivalent (FTE) Enrollment

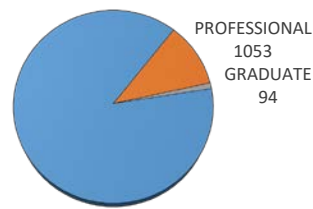
University of Oklahoma Health Sciences Center

CLASSIFICATION	ENROLLMENT			ENROLLMENT - TULSA			STUDENT CREDIT HOURS		FULL-TIME EQUIV	
	Male	Female	TOTAL	Male	Female	TOTAL	TOTAL	TULSA	TOTAL	TULSA
UNDERGRADUATE	77	507	584	26	121	147	8529	2174	569.15	145.11
Third-Year Students	34	254	288	13	56	69	4227	1013	281.99	67.58
Fourth-Year Students	43	253	296	13	65	78	4302	1161	287.16	77.53
PROFESSIONAL	15	139	154	2	33	35	1053	284	87.82	23.72
Professional	15	138	153	2	33	35	1050	284	87.57	23.72
Professional - Special	0	1	1	0	0	0	3	0	0.25	0
GRADUATE	0	11	11	0	0	0	94	0	7.84	0
Graduate Students	0	11	11	0	0	0	94	0	7.84	0
Graduate - Unclassified	0	0	0	0	0	0	0	0	0	0
TOTAL - COLLEGE OF NURSING	92	657	749	28	154	182	9676	2458	664.81	168.83

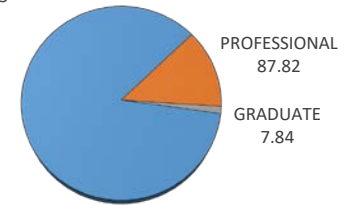
HEADCOUNT ENROLLMENT BY CLASSIFICATION



CREDIT HOURS ENROLLMENT BY CLASSIFICATION



FULL-TIME-EQUIVALENT ENROLLMENT BY CLASSIFICATION



* Full-Time Equivalent enrollment for Fall and Spring semesters is calculated by dividing Graduate and Professional enrollment credit hours by 12, the Undergraduate enrollment credit hours by 15. Full-Time Equivalent enrollment for Summer semesters is calculated by dividing enrollment credit hours for all levels by 6.