

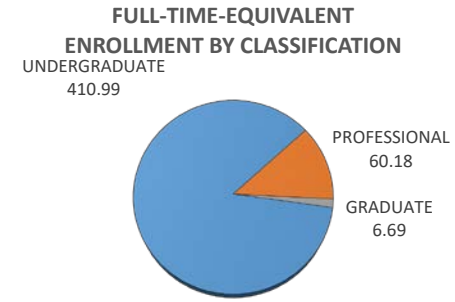
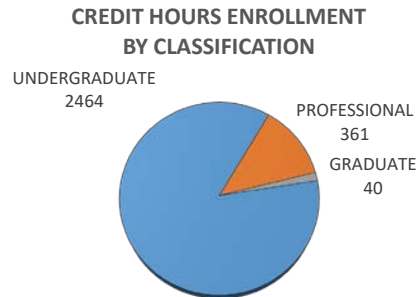
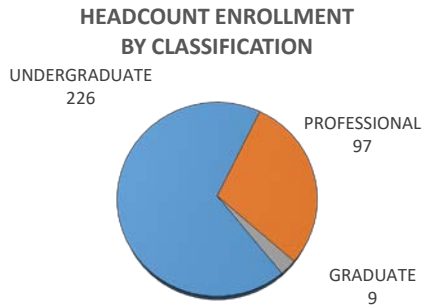
# COLLEGE OF NURSING - ENROLLMENT SUMMARY BY DEGREE

Summer 2022

Credit Enrollment and Full-Time Equivalent (FTE) Enrollment

University of Oklahoma Health Sciences Center

CLASSIFICATION	ENROLLMENT			ENROLLMENT - TULSA			STUDENT CREDIT HOURS		FULL-TIME EQUIV	
	Male	Female	TOTAL	Male	Female	TOTAL	TOTAL	TULSA	TOTAL	TULSA
<b>UNDERGRADUATE</b>	<b>38</b>	<b>188</b>	<b>226</b>	<b>18</b>	<b>80</b>	<b>98</b>	<b>2464</b>	<b>1080</b>	<b>410.99</b>	<b>180.14</b>
Third-Year Students	18	107	125	7	48	55	1500	660	250	110
Fourth-Year Students	20	81	101	11	32	43	964	420	160.99	70.14
<b>PROFESSIONAL</b>	<b>7</b>	<b>90</b>	<b>97</b>	<b>2</b>	<b>19</b>	<b>21</b>	<b>361</b>	<b>78</b>	<b>60.18</b>	<b>13.02</b>
Professional	7	90	97	2	19	21	361	78	60.18	13.02
Professional - Special	0	0	0	0	0	0	0	0	0	0
<b>GRADUATE</b>	<b>0</b>	<b>9</b>	<b>9</b>	<b>0</b>	<b>0</b>	<b>0</b>	<b>40</b>	<b>0</b>	<b>6.69</b>	<b>0</b>
Graduate Students	0	9	9	0	0	0	40	0	6.69	0
Graduate - Unclassified	0	0	0	0	0	0	0	0	0	0
<b>TOTAL - COLLEGE OF NURSING</b>	<b>45</b>	<b>287</b>	<b>332</b>	<b>20</b>	<b>99</b>	<b>119</b>	<b>2865</b>	<b>1158</b>	<b>477.86</b>	<b>193.16</b>



\* Full-Time Equivalent enrollment for Fall and Spring semesters is calculated by dividing Graduate and Professional enrollment credit hours by 12, the Undergraduate enrollment credit hours by 15. Full-Time Equivalent enrollment for Summer semesters is calculated by dividing enrollment credit hours for all levels by 6.