

ADMITTED & ENROLLED BY LEVEL REPORT

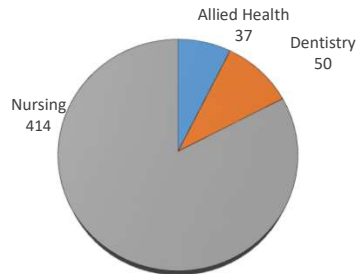
Fall 2023

Male/Female Ethnic (IPEDS) Totals

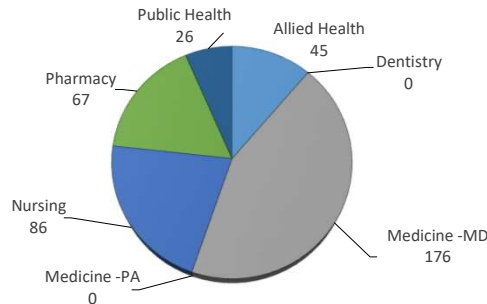
University of Oklahoma Health Sciences Center

LEVEL/COLLEGE	TOT	CAUCASIAN			AFRICAN AMERICAN			HISPANIC			ASIAN			AMERICAN INDIAN			HAWAIIAN/PACIFIC ISLANDER			INTERNATIONAL			MULTI-ETHNIC			UNREPORTED											
		M	F	U	%	M	F	U	%	M	F	U	%	M	F	U	%	M	F	U	%	M	F	U	%	M	F	U	%								
UNDERGRADUATE	501	24	277	0	60%	4	22	0	5%	6	45	0	10%	8	33	0	8%	3	20	0	5%	0	0	0	0%	1	5	0	1%	1	7	0	2%	0	2	0	0%
Allied Health	37	2	25	0	73%	0	0	0	0%	0	2	0	5%	0	1	0	3%	0	1	0	3%	0	0	0	0%	0	0	0	0%	0	1	0	3%	0	0	0	0%
Dentistry	50	0	36	0	72%	0	0	0	0%	0	2	0	4%	1	2	0	6%	0	2	0	4%	0	0	0	0%	0	1	0	2%	0	1	0	2%	0	0	0	0%
Nursing	414	22	216	0	57%	4	22	0	6%	6	41	0	11%	7	30	0	9%	3	17	0	5%	0	0	0	0%	1	4	0	1%	1	5	0	1%	0	2	0	0%
PROFESSIONAL	400	75	158	0	58%	6	14	0	5%	13	20	0	8%	33	36	0	17%	3	5	0	2%	1	0	0	0%	2	4	0	2%	0	4	0	1%	0	0	0	0%
Allied Health	45	3	33	0	80%	0	0	0	0%	0	3	0	7%	0	1	0	2%	1	1	0	4%	0	0	0	0%	0	0	0	0%	0	0	0	0%	0	0	0	0%
Dentistry	0	0	0	0	-	0	0	0	-	0	0	0	-	0	0	0	-	0	0	0	-	0	0	0	-	0	0	0	-	0	0	0	-	0	0	0	-
Medicine -MD	176	56	41	0	55%	1	5	0	3%	8	5	0	7%	28	22	0	28%	0	0	0	0%	0	0	0	0%	0	0	0	0%	0	0	0	0%	0	0	0	0%
Medicine -PA	0	0	0	0	-	0	0	0	-	0	0	0	-	0	0	0	-	0	0	0	-	0	0	0	-	0	0	0	-	0	0	0	-	0	0	0	-
Nursing	86	7	48	0	64%	1	5	0	7%	1	8	0	10%	0	6	0	7%	1	2	0	3%	0	0	0	0%	1	0	0	1%	0	1	0	1%	0	0	0	0%
Pharmacy	67	7	28	0	52%	3	1	0	6%	3	4	0	10%	4	5	0	13%	1	1	0	3%	1	0	0	1%	0	0	0	0%	0	2	0	3%	0	0	0	0%
Public Health	26	2	8	0	38%	1	3	0	15%	1	0	0	4%	1	2	0	12%	0	1	0	4%	0	0	0	0%	1	4	0	29%	0	1	0	4%	0	0	0	0%
GRADUATE COLLEGE	54	8	16	0	44%	0	0	0	0%	1	1	0	4%	2	0	0	4%	0	0	0	0%	0	0	0	0%	9	12	0	39%	0	0	0	0%	0	0	0	0%
Allied Health	5	2	0	0	40%	0	0	0	0%	0	1	0	20%	1	0	0	20%	0	0	0	0%	0	0	0	0%	0	1	0	20%	0	0	0	0%	0	0	0	0%
Dentistry	0	0	0	0	-	0	0	0	-	0	0	0	-	0	0	0	-	0	0	0	-	0	0	0	-	0	0	0	-	0	0	0	-	0	0	0	-
Graduate -CTS	2	1	0	0	50%	0	0	0	0%	0	0	0	0%	0	0	0	0%	0	0	0	0%	0	0	0	0%	1	0	0	50%	0	0	0	0%	0	0	0	0%
Medicine	34	3	11	0	41%	0	0	0	0%	1	0	0	3%	0	0	0	0%	0	0	0	0%	0	0	0	0%	6	9	0	44%	0	0	0	0%	0	0	0	0%
Nursing	4	1	3	0	100%	0	0	0	0%	0	0	0	0%	0	0	0	0%	0	0	0	0%	0	0	0	0%	0	0	0	0%	0	0	0	0%	0	0	0	0%
Pharmacy	2	0	0	0	0%	0	0	0	0%	0	0	0	0%	0	0	0	0%	0	0	0	0%	0	0	0	0%	1	1	0	100%	0	0	0	0%	0	0	0	0%
Public Health	7	1	2	0	43%	0	0	0	0%	0	0	0	0%	1	0	0	14%	0	0	0	0%	0	0	0	0%	1	1	0	29%	0	0	0	0%	0	0	0	0%
TOTAL OUHSC	965	109	453	0	58%	11	36	0	5%	20	66	0	9%	43	69	0	12%	6	25	0	3%	1	0	0	0%	12	21	0	3%	1	11	0	1%	0	2	0	0%
Allied Health	87	7	58	0	75%	0	0	0	0%	0	6	0	7%	1	2	0	3%	1	2	0	3%	0	0	0	0%	0	1	0	1%	0	1	0	1%	0	0	0	0%
Dentistry	50	0	36	0	72%	0	0	0	0%	0	2	0	4%	1	2	0	6%	0	2	0	4%	0	0	0	0%	0	1	0	2%	0	1	0	2%	0	0	0	0%
Graduate -CTS	2	1	0	0	50%	0	0	0	0%	0	0	0	0%	0	0	0	0%	0	0	0	0%	0	0	0	0%	1	0	0	50%	0	0	0	0%	0	0	0	0%
Medicine	210	59	52	0	53%	1	5	0	3%	9	5	0	7%	28	22	0	24%	0	0	0	0%	0	0	0	0%	6	9	0	7%	0	0	0	0%	0	0	0	0%
Nursing	504	30	267	0	59%	5	27	0	6%	7	49	0	11%	7	36	0	9%	4	19	0	5%	0	0	0	0%	2	4	0	1%	1	6	0	1%	0	2	0	0%
Pharmacy	69	7	28	0	51%	3	1	0	6%	3	4	0	10%	4	5	0	13%	1	1	0	3%	1	0	0	1%	1	1	0	3%	0	2	0	3%	0	0	0	0%
Public Health	33	3	10	0	39%	1	3	0	12%	1	0	0	3%	2	2	0	12%	0	1	0	3%	0	0	0	0%	2	5	0	21%	0	1	0	3%	0	0	0	0%
Norman Inter-Campus	8	1	2	0	38%	0	0	0	0%	0	0	0	0%	0	0	0	0%	0	0	0	0%	0	0	0	0%	0	0	0	0%	0	0	0	0%	0	0	0	0%
Non-Degree	2	1	0	0	50%	1	0	0	50%	0	0	0	0%	0	0	0	0%	0	0	0	0%	0	0	0	0%	0	0	0	0%	0	0	0	0%	0	0	0	0%

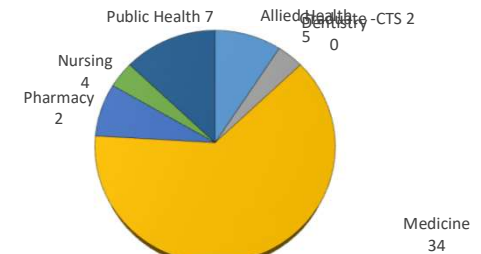
UNDERGRADUATE A&E



PROFESSIONAL A&E



GRADUATE COLLEGE A&E



IPEDS (Integrated Postsecondary Education Data System) is the core postsecondary education data collection program for the National Center for Education Statistics, a part of the Institute for Education Sciences within the United States Department of Education.