

# COLLEGE OF NURSING - ENROLLMENT SUMMARY BY DEGREE

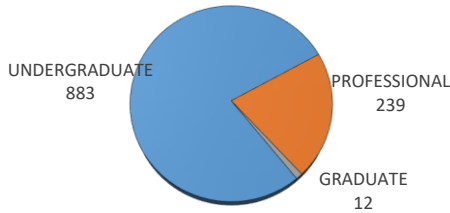
Fall 2023

Credit Enrollment and Full-Time Equivalent (FTE) Enrollment

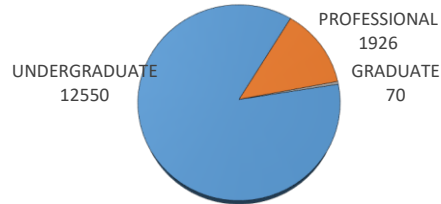
University of Oklahoma Health Sciences Center

CLASSIFICATION	ENROLLMENT			ENROLLMENT - TULSA			STUDENT CREDIT HOURS		FULL-TIME EQUIV	
	Male	Female	TOTAL	Male	Female	TOTAL	TOTAL	TULSA	TOTAL	TULSA
<b>UNDERGRADUATE</b>	<b>114</b>	<b>769</b>	<b>883</b>	<b>34</b>	<b>167</b>	<b>201</b>	<b>12550</b>	<b>2879</b>	<b>836.66</b>	<b>191.94</b>
Third-Year Students	80	472	552	27	109	136	8170	2016	544.68	134.4
Fourth-Year Students	34	297	331	7	58	65	4380	863	291.98	57.54
<b>PROFESSIONAL</b>	<b>18</b>	<b>221</b>	<b>239</b>	<b>5</b>	<b>29</b>	<b>34</b>	<b>1926</b>	<b>256</b>	<b>160.58</b>	<b>21.38</b>
Professional	18	221	239	5	29	34	1926	256	160.58	21.38
Professional - Special	0	0	0	0	0	0	0	0	0	0
<b>GRADUATE</b>	<b>1</b>	<b>11</b>	<b>12</b>	<b>0</b>	<b>0</b>	<b>0</b>	<b>70</b>	<b>0</b>	<b>5.83</b>	<b>0</b>
Graduate Students	1	11	12	0	0	0	70	0	5.83	0
Graduate - Unclassified	0	0	0	0	0	0	0	0	0	0
<b>TOTAL - COLLEGE OF NURSING</b>	<b>133</b>	<b>1001</b>	<b>1134</b>	<b>39</b>	<b>196</b>	<b>235</b>	<b>14546</b>	<b>3135</b>	<b>1003.07</b>	<b>213.32</b>

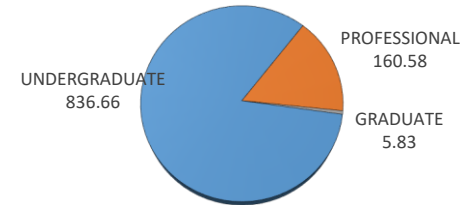
HEADCOUNT ENROLLMENT BY CLASSIFICATION



CREDIT HOURS ENROLLMENT BY CLASSIFICATION



FULL-TIME-EQUIVALENT ENROLLMENT BY CLASSIFICATION



\* Full-Time Equivalent enrollment for Fall and Spring semesters is calculated by dividing Graduate and Professional enrollment credit hours by 12, the Undergraduate enrollment credit hours by 15. Full-Time Equivalent enrollment for Summer semesters is calculated by dividing enrollment credit hours for all levels by 6.