

COLLEGE OF PHARMACY - ENROLLMENT SUMMARY BY DEGREE

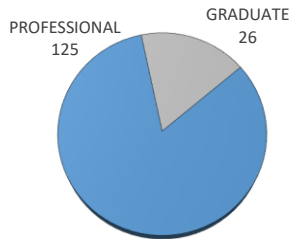
Fall 2023

Credit Enrollment and Full-Time Equivalent (FTE) Enrollment

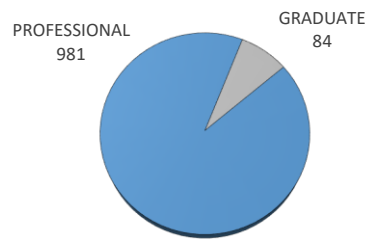
University of Oklahoma Health Sciences Center

	ENROLLMENT			ENROLLMENT - TULSA			STUDENT CREDIT HOURS		FULL-TIME EQUIV	
	Male	Female	TOTAL	Male	Female	TOTAL	TOTAL	TULSA	TOTAL	TULSA
PROFESSIONAL	68	141	209	0	0	0	3620	0	301.57	0
1st Year Professional	23	47	70	0	0	0	1228	0	102.33	0
2nd Year Professional	14	32	46	0	0	0	916	0	76.36	0
3rd Year Professional	16	27	43	0	0	0	801	0	66.7	0
4th Year Professional	15	35	50	0	0	0	675	0	56.18	0
Non-Degree Professional	0	0	0	0	0	0	0	0	0	0
GRADUATE	8	10	18	0	0	0	135	0	11.23	0
Graduate Students	8	10	18	0	0	0	135	0	11.23	0
Graduate - Unclassified	0	0	0	0	0	0	0	0	0	0
TOTAL - COLLEGE OF PHARMACY	76	151	227	0	0	0	3755	0	312.8	0

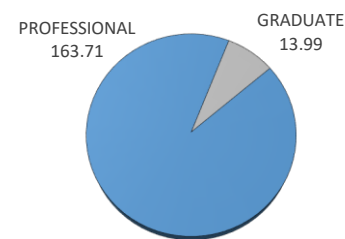
HEADCOUNT ENROLLMENT BY CLASSIFICATION



CREDIT HOURS ENROLLMENT BY CLASSIFICATION



FULL-TIME-EQUIVALENT ENROLLMENT BY CLASSIFICATION



* Full-Time Equivalent enrollment for Fall and Spring semesters is calculated by dividing Graduate and Professional enrollment credit hours by 12, the Undergraduate enrollment credit hours by 15. Full-Time Equivalent enrollment for Summer semesters is calculated by dividing enrollment credit hours for all levels by 6.