

# ADMITTED BY LEVEL REPORT

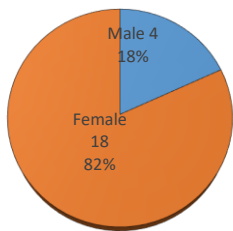
Spring 2023

Gender, Residency, Age & Full/Part Time Totals

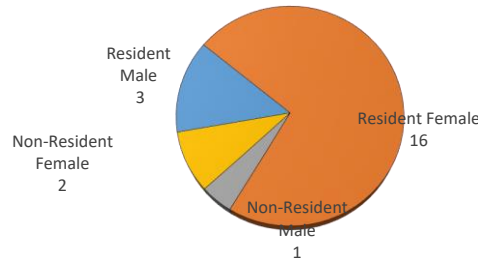
University of Oklahoma Health Sciences Center

LEVEL/COLLEGE	TOT	GENDER			RESIDENCY STATUS						AGE DISTRIBUTION					ENROLLMENT STATUS									
		Male	Female	%F	RESIDENT			NON-RESIDENT			0-20	21-25	26-30	31-40	41-50	>50+ Unkn	FULL TIME			PART TIME					
					Male	Female	%	Male	Female	%							Male	Female	%F	Male	Female	%F			
<b>UNDERGRADUATE</b>	<b>9</b>	<b>0</b>	<b>9</b>	<b>100%</b>	<b>0</b>	<b>8</b>	<b>89%</b>	<b>0</b>	<b>1</b>	<b>11%</b>	<b>0</b>	<b>0</b>	<b>2</b>	<b>5</b>	<b>2</b>	<b>0</b>	<b>0</b>	<b>0</b>	<b>0</b>	<b>0</b>	<b>0</b>	<b>0</b>	<b>0</b>	<b>9</b>	<b>100%</b>
Allied Health	3	0	3	100%	0	2	67%	0	1	33%	0	0	1	1	1	0	0	0	0	0	0	0	3	100%	
Dentistry	0	0	0	-	0	0	-	0	0	-	0	0	0	0	0	0	0	0	0	0	0	0	0	-	
Nursing	6	0	6	100%	0	6	100%	0	0	0%	0	0	1	4	1	0	0	0	0	0	0	0	6	100%	
<b>HEALTH PROFESSIONAL</b>	<b>6</b>	<b>2</b>	<b>4</b>	<b>67%</b>	<b>1</b>	<b>3</b>	<b>67%</b>	<b>1</b>	<b>1</b>	<b>33%</b>	<b>0</b>	<b>2</b>	<b>2</b>	<b>2</b>	<b>0</b>	<b>0</b>	<b>0</b>	<b>2</b>	<b>33%</b>	<b>2</b>	<b>2</b>	<b>67%</b>	<b>0</b>	<b>0</b>	
Allied Health	0	0	0	-	0	0	-	0	0	-	0	0	0	0	0	0	0	0	-	0	0	-	0	-	
Dentistry	0	0	0	-	0	0	-	0	0	-	0	0	0	0	0	0	0	0	-	0	0	-	0	-	
Medicine -MD	0	0	0	-	0	0	-	0	0	-	0	0	0	0	0	0	0	0	-	0	0	-	0	-	
Medicine -PA	0	0	0	-	0	0	-	0	0	-	0	0	0	0	0	0	0	0	-	0	0	-	0	-	
Nursing	0	0	0	-	0	0	-	0	0	-	0	0	0	0	0	0	0	0	-	0	0	-	0	-	
Pharmacy	0	0	0	-	0	0	-	0	0	-	0	0	0	0	0	0	0	0	-	0	0	-	0	-	
Public Health	6	2	4	67%	1	3	67%	1	1	33%	0	2	2	2	0	0	0	2	33%	2	2	67%	0	-	
<b>GRADUATE COLLEGE (MS, PhD)</b>	<b>5</b>	<b>2</b>	<b>3</b>	<b>60%</b>	<b>2</b>	<b>3</b>	<b>100%</b>	<b>0</b>	<b>0</b>	<b>0%</b>	<b>0</b>	<b>0</b>	<b>3</b>	<b>2</b>	<b>0</b>	<b>0</b>	<b>0</b>	<b>2</b>	<b>40%</b>	<b>2</b>	<b>1</b>	<b>60%</b>	<b>0</b>	<b>0</b>	
Allied Health	0	0	0	-	0	0	-	0	0	-	0	0	0	0	0	0	0	0	-	0	0	-	0	-	
Dentistry	0	0	0	-	0	0	-	0	0	-	0	0	0	0	0	0	0	0	-	0	0	-	0	-	
Graduate -CTS	3	0	3	100%	0	3	100%	0	0	0%	0	0	2	1	0	0	0	2	67%	0	1	33%	0	-	
Medicine	1	1	0	0%	1	0	100%	0	0	0%	0	0	0	1	0	0	0	0	0%	1	0	100%	0	-	
Nursing	0	0	0	-	0	0	-	0	0	-	0	0	0	0	0	0	0	0	-	0	0	-	0	-	
Pharmacy	0	0	0	-	0	0	-	0	0	-	0	0	0	0	0	0	0	0	-	0	0	-	0	-	
Public Health	1	1	0	0%	1	0	100%	0	0	0%	0	0	1	0	0	0	0	0	0%	1	0	100%	0	-	
<b>TOTAL OUHSC</b>	<b>22</b>	<b>4</b>	<b>18</b>	<b>82%</b>	<b>3</b>	<b>16</b>	<b>86%</b>	<b>1</b>	<b>2</b>	<b>14%</b>	<b>0</b>	<b>2</b>	<b>8</b>	<b>9</b>	<b>2</b>	<b>1</b>	<b>0</b>	<b>4</b>	<b>18%</b>	<b>4</b>	<b>14</b>	<b>82%</b>	<b>0</b>	<b>0</b>	
Allied Health	3	0	3	100%	0	2	67%	0	1	33%	0	0	1	1	1	0	0	0	0%	0	3	100%	0	-	
Dentistry	0	0	0	-	0	0	-	0	0	-	0	0	0	0	0	0	0	0	-	0	0	-	0	-	
Graduate -CTS	3	0	3	100%	0	3	100%	0	0	0%	0	0	2	1	0	0	0	2	67%	0	1	33%	0	-	
Medicine	1	1	0	0%	1	0	100%	0	0	0%	0	0	0	1	0	0	0	0	0%	1	0	100%	0	-	
Nursing	6	0	6	100%	0	6	100%	0	0	0%	0	0	1	4	1	0	0	0	0%	0	6	100%	0	-	
Pharmacy	0	0	0	-	0	0	-	0	0	-	0	0	0	0	0	0	0	0	-	0	0	-	0	-	
Public Health	7	3	4	57%	2	3	71%	1	1	29%	0	2	3	2	0	0	0	2	29%	3	2	71%	0	-	
Norman Inter-Campus	0	0	0	-	0	0	-	0	0	-	0	0	0	0	0	0	0	0	-	0	0	-	0	-	
Non-Degree	2	0	2	100%	0	2	100%	0	0	0%	0	0	1	0	0	1	0	0	0%	0	2	100%	0	-	

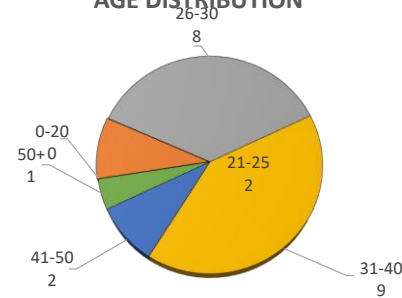
ENROLLMENT BY GENDER



RESIDENCY STATUS



AGE DISTRIBUTION



ENROLLMENT STATUS

