

APPLICANT BY LEVEL REPORT

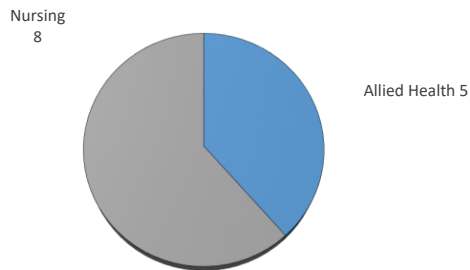
Spring 2023

Male/Female Ethnic (IPEDS) Totals

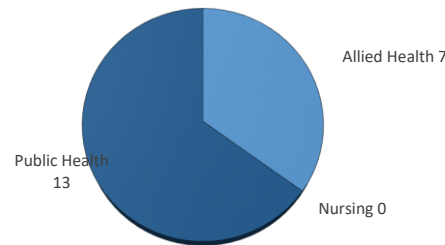
University of Oklahoma Health Sciences Center

LEVEL/COLLEGE	TOT	CAUCASIAN			AFRICAN AMERICAN			HISPANIC			ASIAN			AMERICAN INDIAN			HAWAIIAN/PACIFIC ISLANDER			INTERNATIONAL			MULTI-ETHNIC			UNREPORTED												
		M	F	U	%	M	F	U	%	M	F	U	%	M	F	U	%	M	F	U	%	M	F	U	%	M	F	U	%									
UNDERGRADUATE	13	0	6	0	46%	0	2	0	15%	0	0	0	0%	0	1	0	0	8%	0	0	0	0%	0	0	0	0%	0	0	0	0%	0	1	0	8%	0	3	0	23%
Allied Health	5	0	2	0	40%	0	1	0	20%	0	0	0	0%	0	0	0	0%	0	0	0	0%	0	0	0	0%	0	1	0	20%	0	1	0	20%					
Dentistry	0	0	0	0	-	0	0	0	-	0	0	0	-	0	0	0	-	0	0	0	-	0	0	0	-	0	0	0	-	0	0	0	-					
Nursing	8	0	4	0	50%	0	1	0	13%	0	0	0	0%	0	1	0	13%	0	0	0	0%	0	0	0	0%	0	0	0	0%	0	2	0	25%					
PROFESSIONAL	20	1	5	0	30%	0	0	0	0%	0	4	0	20%	0	0	0	0%	0	0	0	0%	0	0	0	0%	4	4	0	40%	0	0	0	0%	1	1	0	10%	
Allied Health	7	1	3	0	57%	0	0	0	0%	0	2	0	29%	0	0	0	0%	0	0	0	0%	0	0	0	0%	0	0	0	0%	0	0	0	0%	0	1	0	14%	
Dentistry	0	0	0	0	-	0	0	0	-	0	0	0	-	0	0	0	-	0	0	0	-	0	0	0	-	0	0	0	-	0	0	0	-					
Medicine -MD	0	0	0	0	-	0	0	0	-	0	0	0	-	0	0	0	-	0	0	0	-	0	0	0	-	0	0	0	-	0	0	0	-					
Medicine -PA	0	0	0	0	-	0	0	0	-	0	0	0	-	0	0	0	-	0	0	0	-	0	0	0	-	0	0	0	-	0	0	0	-					
Nursing	0	0	0	0	-	0	0	0	-	0	0	0	-	0	0	0	-	0	0	0	-	0	0	0	-	0	0	0	-	0	0	0	-					
Pharmacy	0	0	0	0	-	0	0	0	-	0	0	0	-	0	0	0	-	0	0	0	-	0	0	0	-	0	0	0	-	0	0	0	-					
Public Health	13	0	2	0	15%	0	0	0	0%	0	2	0	15%	0	0	0	0%	0	0	0	0%	4	4	0	62%	0	0	0	0%	1	0	0	8%					
GRADUATE COLLEGE	9	1	3	0	44%	0	0	0	0%	1	1	0	22%	0	0	0	0%	0	0	0	0%	2	1	0	33%	0	0	0	0%	0	0	0	0%					
Allied Health	2	0	1	0	50%	0	0	0	0%	0	0	0	0%	0	0	0	0%	0	0	0	0%	1	0	0	50%	0	0	0	0%	0	0	0	0%					
Dentistry	0	0	0	0	-	0	0	0	-	0	0	0	-	0	0	0	-	0	0	0	-	0	0	0	-	0	0	0	-	0	0	0	-					
Graduate -CTS	3	0	2	0	67%	0	0	0	0%	0	1	0	33%	0	0	0	0%	0	0	0	0%	0	0	0	0%	0	0	0	0%	0	0	0	0%					
Medicine	2	0	0	0	0%	0	0	0	0%	1	0	0	50%	0	0	0	0%	0	0	0	0%	1	0	0	50%	0	0	0	0%	0	0	0	0%					
Nursing	0	0	0	0	-	0	0	0	-	0	0	0	-	0	0	0	-	0	0	0	-	0	0	0	-	0	0	0	-	0	0	0	-					
Pharmacy	0	0	0	0	-	0	0	0	-	0	0	0	-	0	0	0	-	0	0	0	-	0	0	0	-	0	0	0	-	0	0	0	-					
Public Health	2	1	0	0	50%	0	0	0	0%	0	0	0	0%	0	0	0	0%	0	0	0	0%	0	1	0	50%	0	0	0	0%	0	0	0	0%					
TOTAL OUHSC	50	2	18	0	40%	0	2	0	4%	1	6	0	14%	1	1	0	4%	0	0	0	0%	6	5	0	22%	0	1	0	2%	1	6	0	14%					
Allied Health	14	1	6	0	50%	0	1	0	7%	0	2	0	14%	0	0	0	0%	0	0	0	0%	1	0	0	7%	0	1	0	7%	0	2	0	14%					
Dentistry	0	0	0	0	-	0	0	0	-	0	0	0	-	0	0	0	-	0	0	0	-	0	0	0	-	0	0	0	-	0	0	0	-					
Graduate -CTS	3	0	2	0	67%	0	0	0	0%	0	1	0	33%	0	0	0	0%	0	0	0	0%	0	0	0	0%	0	0	0	0%	0	0	0	0%					
Medicine	2	0	0	0	0%	0	0	0	0%	1	0	0	50%	0	0	0	0%	0	0	0	0%	1	0	0	50%	0	0	0	0%	0	0	0	0%					
Nursing	8	0	4	0	50%	0	1	0	13%	0	0	0	0%	0	1	0	13%	0	0	0	0%	0	0	0	0%	0	0	0	0%	0	2	0	25%					
Pharmacy	0	0	0	0	-	0	0	0	-	0	0	0	-	0	0	0	-	0	0	0	-	0	0	0	-	0	0	0	-	0	0	0	-					
Public Health	15	1	2	0	20%	0	0	0	0%	0	2	0	13%	0	0	0	0%	0	0	0	0%	4	5	0	60%	0	0	0	0%	1	0	0	7%					
Norman Inter-Campus	0	0	0	0	-	0	0	0	-	0	0	0	-	0	0	0	-	0	0	0	-	0	0	0	-	0	0	0	-	0	0	0	-					
Non-Degree	8	0	4	0	50%	0	0	0	0%	0	1	0	13%	1	0	0	13%	0	0	0	0%	0	0	0	0%	0	0	0	0%	0	2	0	25%					

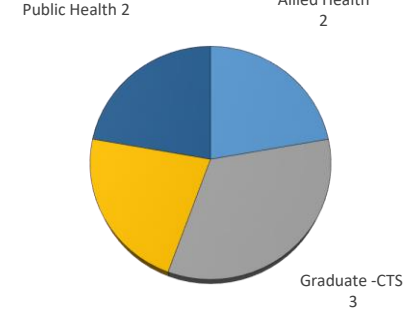
UNDERGRADUATE APPLICANTS



PROFESSIONAL APPLICANTS



GRADUATE COLLEGE APPLICANTS



IPEDS (Integrated Postsecondary Education Data System) is the core postsecondary education data collection program for the National Center for Education Statistics, a part of the Institute for Education Sciences within the United States Department of Education.

Prepared by the Office of Institutional Research using census data collected on February 1, 2023