

# COLLEGE OF DENTISTRY - ENROLLMENT SUMMARY BY DEGREE

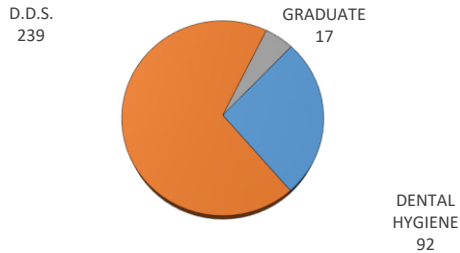
Spring 2023

Credit Enrollment and Full-Time Equivalent (FTE) Enrollment

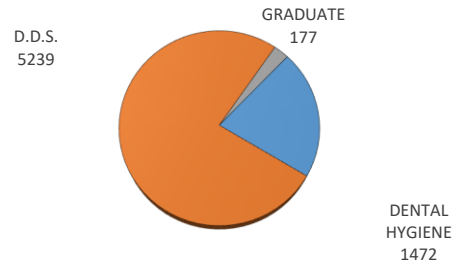
University of Oklahoma Health Sciences Center

CLASSIFICATION	ENROLLMENT			ENROLLMENT - TULSA			STUDENT CREDIT HOURS		FULL-TIME EQUIV	
	Male	Female	TOTAL	Male	Female	TOTAL	TOTAL	TULSA	TOTAL	TULSA
<b>DENTAL HYGIENE</b>	<b>1</b>	<b>91</b>	<b>92</b>	<b>0</b>	<b>0</b>	<b>0</b>	<b>1472</b>	<b>0</b>	<b>97.98</b>	<b>0</b>
Junior	0	46	46	0	0	0	828	0	55.2	0
Senior	1	45	46	0	0	0	644	0	42.78	0
<b>D.D.S.</b>	<b>117</b>	<b>122</b>	<b>239</b>	<b>12</b>	<b>0</b>	<b>12</b>	<b>5239</b>	<b>248</b>	<b>436.93</b>	<b>20.66</b>
1st Year Students	27	26	53	0	0	0	1062	0	88.67	0
2nd Year Students	27	27	54	0	0	0	1405	0	117.26	0
3rd Year Students	31	35	66	7	0	7	1254	133	104.28	11.06
4th Year Students	32	34	66	5	0	5	1518	115	126.72	9.6
Special Students	0	0	0	0	0	0	0	0	0	0
<b>GRADUATE</b>	<b>9</b>	<b>8</b>	<b>17</b>	<b>0</b>	<b>0</b>	<b>0</b>	<b>177</b>	<b>0</b>	<b>14.72</b>	<b>0</b>
Graduate Students	9	8	17	0	0	0	177	0	14.72	0
<b>TOTAL - COLLEGE OF DENTISTRY</b>	<b>127</b>	<b>221</b>	<b>348</b>	<b>12</b>	<b>0</b>	<b>12</b>	<b>6888</b>	<b>248</b>	<b>549.63</b>	<b>20.66</b>

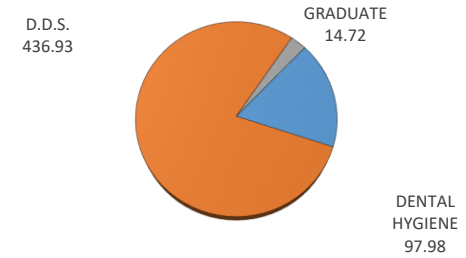
HEADCOUNT ENROLLMENT BY CLASSIFICATION



CREDIT HOURS ENROLLMENT BY CLASSIFICATION



FULL-TIME-EQUIVALENT ENROLLMENT BY CLASSIFICATION



\* Full-Time Equivalent enrollment for Fall and Spring semesters is calculated by dividing Graduate and Professional enrollment credit hours by 12, the Undergraduate enrollment credit hours by 15. Full-Time Equivalent enrollment for Summer semesters is calculated by dividing enrollment credit hours for all levels by 6.