

# ADMITTED BY LEVEL REPORT

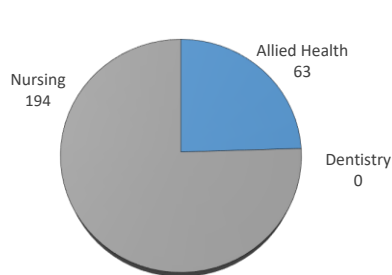
Summer 2023

Male/Female Ethnic (IPEDS) Totals

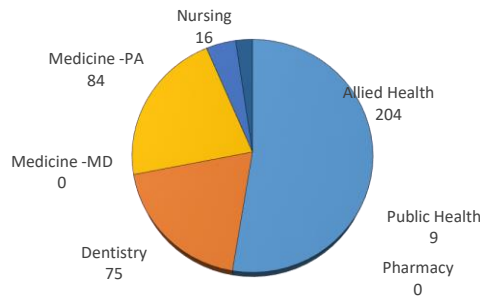
University of Oklahoma Health Sciences Center

LEVEL/COLLEGE	TOT	CAUCASIAN				AFRICAN AMERICAN				HISPANIC				ASIAN				AMERICAN INDIAN				HAWAIIAN/PACIFIC ISLANDER				INTERNATIONAL				MULTI-ETHNIC				UNREPORTED			
		M	F	U	%	M	F	U	%	M	F	U	%	M	F	U	%	M	F	U	%	M	F	U	%	M	F	U	%	M	F	U	%	M	F	U	%
<b>UNDERGRADUATE</b>	<b>257</b>	<b>24</b>	<b>123</b>	<b>0</b>	<b>57%</b>	<b>6</b>	<b>15</b>	<b>0</b>	<b>8%</b>	<b>5</b>	<b>24</b>	<b>0</b>	<b>11%</b>	<b>7</b>	<b>12</b>	<b>0</b>	<b>7%</b>	<b>0</b>	<b>7</b>	<b>0</b>	<b>3%</b>	<b>0</b>	<b>0</b>	<b>0</b>	<b>0%</b>	<b>0</b>	<b>3</b>	<b>0</b>	<b>1%</b>	<b>0</b>	<b>1</b>	<b>0</b>	<b>0%</b>	<b>2</b>	<b>28</b>	<b>0</b>	<b>12%</b>
Allied Health	63	8	34	0	67%	0	0	0	0%	1	9	0	16%	3	1	0	6%	0	0	0	0%	0	0	0	0%	0	0	0	0%	0	0	0	0%	0	7	0	11%
Dentistry	0	0	0	0	-	0	0	0	-	0	0	0	-	0	0	0	-	0	0	0	-	0	0	0	-	0	0	0	-	0	0	0	-	0	0	0	-
Nursing	194	16	89	0	54%	6	15	0	11%	4	15	0	10%	4	11	0	8%	0	7	0	4%	0	0	0	0%	0	3	0	2%	0	1	0	1%	2	21	0	12%
<b>PROFESSIONAL</b>	<b>388</b>	<b>70</b>	<b>187</b>	<b>0</b>	<b>66%</b>	<b>0</b>	<b>8</b>	<b>0</b>	<b>2%</b>	<b>3</b>	<b>16</b>	<b>0</b>	<b>5%</b>	<b>6</b>	<b>38</b>	<b>0</b>	<b>11%</b>	<b>8</b>	<b>5</b>	<b>0</b>	<b>3%</b>	<b>0</b>	<b>0</b>	<b>0</b>	<b>0%</b>	<b>5</b>	<b>2</b>	<b>0</b>	<b>2%</b>	<b>1</b>	<b>1</b>	<b>0</b>	<b>1%</b>	<b>9</b>	<b>29</b>	<b>0</b>	<b>10%</b>
Allied Health	204	38	103	0	69%	0	6	0	3%	1	8	0	4%	1	12	0	6%	6	5	0	5%	0	0	0	0%	3	1	0	2%	0	0	0	0%	4	16	0	10%
Dentistry	75	21	20	0	55%	0	0	0	0%	2	2	0	5%	2	19	0	28%	1	0	0	1%	0	0	0	0%	0	0	0	0%	1	0	0	1%	3	4	0	9%
Medicine -MD	0	0	0	0	-	0	0	0	-	0	0	0	-	0	0	0	-	0	0	0	-	0	0	0	-	0	0	0	-	0	0	0	-	0	0	0	-
Medicine -PA	84	8	50	0	69%	0	0	0	0%	0	6	0	7%	1	6	0	8%	1	0	0	1%	0	0	0	0%	1	0	0	1%	0	0	0	0%	2	9	0	13%
Nursing	16	0	13	0	81%	0	1	0	6%	0	0	0	0%	0	1	0	6%	0	0	0	0%	0	0	0	0%	0	0	0	0%	0	1	0	6%	0	0	0	0%
Pharmacy	0	0	0	0	-	0	0	0	-	0	0	0	-	0	0	0	-	0	0	0	-	0	0	0	-	0	0	0	-	0	0	0	-	0	0	0	-
Public Health	9	3	1	0	44%	0	1	0	11%	0	0	0	0%	2	0	0	22%	0	0	0	0%	0	0	0	0%	1	1	0	22%	0	0	0	0%	0	0	0	0%
<b>GRADUATE COLLEGE</b>	<b>8</b>	<b>4</b>	<b>1</b>	<b>0</b>	<b>63%</b>	<b>0</b>	<b>0</b>	<b>0</b>	<b>0%</b>	<b>1</b>	<b>0</b>	<b>0</b>	<b>13%</b>	<b>1</b>	<b>0</b>	<b>0</b>	<b>13%</b>	<b>0</b>	<b>0</b>	<b>0</b>	<b>0%</b>	<b>0</b>	<b>0</b>	<b>0</b>	<b>0%</b>	<b>0</b>	<b>1</b>	<b>0</b>	<b>13%</b>	<b>0</b>	<b>0</b>	<b>0</b>	<b>0%</b>	<b>0</b>	<b>0</b>	<b>0</b>	<b>0%</b>
Allied Health	0	0	0	0	-	0	0	0	-	0	0	0	-	0	0	0	-	0	0	0	-	0	0	0	-	0	0	0	-	0	0	0	-	0	0	0	-
Dentistry	7	4	1	0	71%	0	0	0	0%	1	0	0	14%	0	0	0	0%	0	0	0	0%	0	0	0	0%	0	1	0	14%	0	0	0	0%	0	0	0	0%
Graduate -CTS	0	0	0	0	-	0	0	0	-	0	0	0	-	0	0	0	-	0	0	0	-	0	0	0	-	0	0	0	-	0	0	0	-	0	0	0	-
Medicine	1	0	0	0	0%	0	0	0	0%	0	0	0	0%	1	0	0	100%	0	0	0	0%	0	0	0	0%	0	0	0	0%	0	0	0	0%	0	0	0	0%
Nursing	0	0	0	0	-	0	0	0	-	0	0	0	-	0	0	0	-	0	0	0	-	0	0	0	-	0	0	0	-	0	0	0	-	0	0	0	-
Pharmacy	0	0	0	0	-	0	0	0	-	0	0	0	-	0	0	0	-	0	0	0	-	0	0	0	-	0	0	0	-	0	0	0	-	0	0	0	-
Public Health	0	0	0	0	-	0	0	0	-	0	0	0	-	0	0	0	-	0	0	0	-	0	0	0	-	0	0	0	-	0	0	0	-	0	0	0	-
<b>TOTAL OUHSC</b>	<b>653</b>	<b>98</b>	<b>311</b>	<b>0</b>	<b>63%</b>	<b>6</b>	<b>23</b>	<b>0</b>	<b>4%</b>	<b>9</b>	<b>40</b>	<b>0</b>	<b>8%</b>	<b>14</b>	<b>50</b>	<b>0</b>	<b>10%</b>	<b>8</b>	<b>12</b>	<b>0</b>	<b>3%</b>	<b>0</b>	<b>0</b>	<b>0</b>	<b>0%</b>	<b>5</b>	<b>6</b>	<b>0</b>	<b>2%</b>	<b>1</b>	<b>2</b>	<b>0</b>	<b>0%</b>	<b>11</b>	<b>57</b>	<b>0</b>	<b>10%</b>
Allied Health	267	46	137	0	69%	0	6	0	2%	2	17	0	7%	4	13	0	6%	6	5	0	4%	0	0	0	0%	3	1	0	1%	0	0	0	0%	4	23	0	10%
Dentistry	82	25	21	0	56%	0	0	0	0%	3	2	0	6%	2	19	0	26%	1	0	0	1%	0	0	0	0%	0	1	0	1%	1	0	0	1%	3	4	0	9%
Graduate -CTS	0	0	0	0	-	0	0	0	-	0	0	0	-	0	0	0	-	0	0	0	-	0	0	0	-	0	0	0	-	0	0	0	-	0	0	0	-
Medicine	85	8	50	0	68%	0	0	0	0%	0	6	0	7%	2	6	0	9%	1	0	0	1%	0	0	0	0%	1	0	0	1%	0	0	0	0%	2	9	0	13%
Nursing	210	16	102	0	56%	6	16	0	10%	4	15	0	9%	4	12	0	8%	0	7	0	3%	0	0	0	0%	0	3	0	1%	0	2	0	1%	2	21	0	11%
Pharmacy	0	0	0	0	-	0	0	0	-	0	0	0	-	0	0	0	-	0	0	0	-	0	0	0	-	0	0	0	-	0	0	0	-	0	0	0	-
Public Health	9	3	1	0	44%	0	1	0	11%	0	0	0	0%	2	0	0	22%	0	0	0	0%	0	0	0	0%	1	1	0	22%	0	0	0	0%	0	0	0	0%
Norman Inter-Campus	0	0	0	0	-	0	0	0	-	0	0	0	-	0	0	0	-	0	0	0	-	0	0	0	-	0	0	0	-	0	0	0	-	0	0	0	-
Non-Degree	0	0	0	0	-	0	0	0	-	0	0	0	-	0	0	0	-	0	0	0	-	0	0	0	-	0	0	0	-	0	0	0	-	0	0	0	-

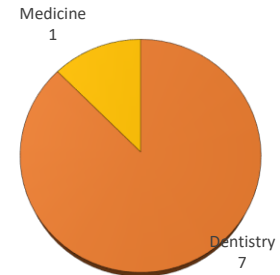
UNDERGRADUATE ADMITS



PROFESSIONAL ADMITS



GRADUATE COLLEGE ADMITS



IPEDS (Integrated Postsecondary Education Data System) is the core postsecondary education data collection program for the National Center for Education Statistics, a part of the Institute for Education Sciences within the United States Department of Education.