

# COLLEGE OF DENTISTRY - ENROLLMENT SUMMARY BY DEGREE

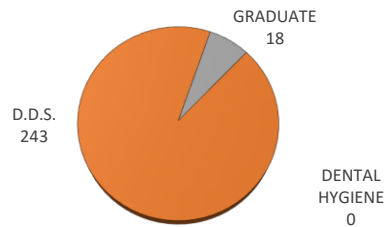
Summer 2023

Credit Enrollment and Full-Time Equivalent (FTE) Enrollment

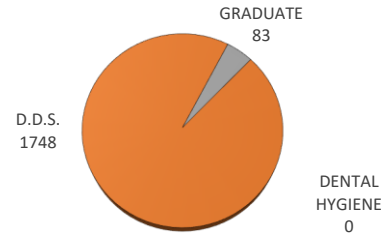
University of Oklahoma Health Sciences Center

CLASSIFICATION	ENROLLMENT			ENROLLMENT - TULSA			STUDENT CREDIT HOURS		FULL-TIME EQUIV	
	Male	Female	TOTAL	Male	Female	TOTAL	TOTAL	TULSA	TOTAL	TULSA
<b>DENTAL HYGIENE</b>	<b>0</b>	<b>0</b>	<b>0</b>	<b>0</b>	<b>0</b>	<b>0</b>	<b>0</b>	<b>0</b>	<b>0</b>	<b>0</b>
Junior	0	0	0	0	0	0	0	0	0	0
Senior	0	0	0	0	0	0	0	0	0	0
<b>D.D.S.</b>	<b>117</b>	<b>126</b>	<b>243</b>	<b>9</b>	<b>5</b>	<b>14</b>	<b>1748</b>	<b>126</b>	<b>290.99</b>	<b>21</b>
1st Year Students	30	24	54	0	0	0	270	0	44.82	0
2nd Year Students	27	26	53	0	0	0	264	0	43.83	0
3rd Year Students	28	40	68	2	5	7	408	42	68	7
4th Year Students	32	36	68	7	0	7	806	84	134.34	14
Special Students	0	0	0	0	0	0	0	0	0	0
<b>GRADUATE</b>	<b>10</b>	<b>8</b>	<b>18</b>	<b>0</b>	<b>0</b>	<b>0</b>	<b>83</b>	<b>0</b>	<b>13.83</b>	<b>0</b>
Graduate Students	10	8	18	0	0	0	83	0	13.83	0
<b>TOTAL - COLLEGE OF DENTISTRY</b>	<b>127</b>	<b>134</b>	<b>261</b>	<b>9</b>	<b>5</b>	<b>14</b>	<b>1831</b>	<b>126</b>	<b>304.82</b>	<b>21</b>

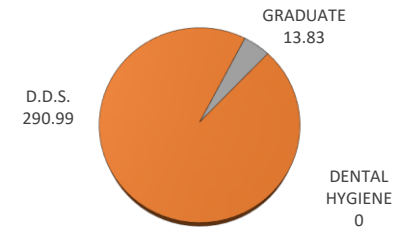
HEADCOUNT ENROLLMENT BY CLASSIFICATION



CREDIT HOURS ENROLLMENT BY CLASSIFICATION



FULL-TIME-EQUIVALENT ENROLLMENT BY CLASSIFICATION



\* Full-Time Equivalent enrollment for Fall and Spring semesters is calculated by dividing Graduate and Professional enrollment credit hours by 12, the Undergraduate enrollment credit hours by 15. Full-Time Equivalent enrollment for Summer semesters is calculated by dividing enrollment credit hours for all levels by 6.