

COLLEGE OF PHARMACY - ENROLLMENT SUMMARY BY DEGREE

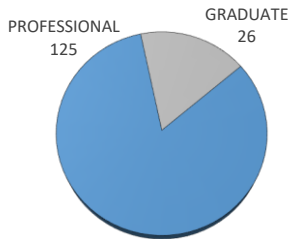
Summer 2023

Credit Enrollment and Full-Time Equivalent (FTE) Enrollment

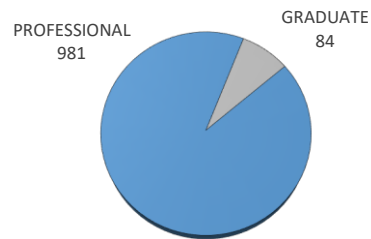
University of Oklahoma Health Sciences Center

	ENROLLMENT			ENROLLMENT - TULSA			STUDENT CREDIT HOURS		FULL-TIME EQUIV	
	Male	Female	TOTAL	Male	Female	TOTAL	TOTAL	TULSA	TOTAL	TULSA
PROFESSIONAL	32	63	95	0	0	0	580	0	96.69	0
1st Year Professional	0	0	0	0	0	0	0	0	0	0
2nd Year Professional	1	1	2	0	0	0	2	0	0.33	0
3rd Year Professional	16	27	43	0	0	0	0	0	0	0
4th Year Professional	15	35	50	0	0	0	578	0	96.36	0
Non-Degree Professional	0	0	0	0	0	0	0	0	0	0
GRADUATE	7	7	14	0	0	0	42	0	7	0
Graduate Students	7	7	14	0	0	0	42	0	7	0
Graduate - Unclassified	0	0	0	0	0	0	0	0	0	0
TOTAL - COLLEGE OF PHARMACY	39	70	109	0	0	0	622	0	103.69	0

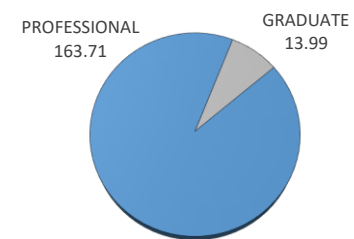
HEADCOUNT ENROLLMENT BY CLASSIFICATION



CREDIT HOURS ENROLLMENT BY CLASSIFICATION



FULL-TIME-EQUIVALENT ENROLLMENT BY CLASSIFICATION



* Full-Time Equivalent enrollment for Fall and Spring semesters is calculated by dividing Graduate and Professional enrollment credit hours by 12, the Undergraduate enrollment credit hours by 15. Full-Time Equivalent enrollment for Summer semesters is calculated by dividing enrollment credit hours for all levels by 6.