

APPLICANT BY LEVEL REPORT

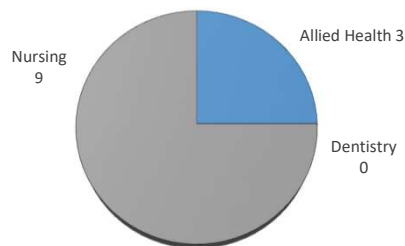
Spring 2024

Male/Female Ethnic (IPEDS) Totals

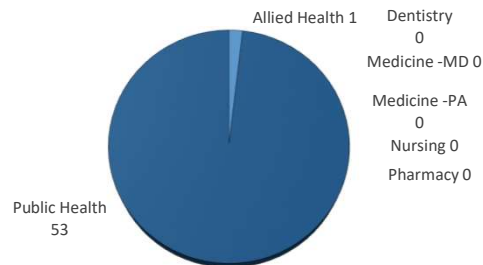
University of Oklahoma Health Sciences Center

LEVEL/COLLEGE	TOT	CAUCASIAN			AFRICAN AMERICAN			HISPANIC			ASIAN			AMERICAN INDIAN			HAWAIIAN/PACIFIC ISLANDER			INTERNATIONAL			MULTI-ETHNIC			UNREPORTED											
		M	F	U	%	M	F	U	%	M	F	U	%	M	F	U	%	M	F	U	%	M	F	U	%	M	F	U	%								
UNDERGRADUATE	12	0	6	0	50%	0	0	0	0%	0	4	0	33%	0	0	0	0%	0	1	0	8%	0	0	0	0%	0	0	0	0%	0	0	0	0%	1	0	0	8%
Allied Health	3	0	2	0	67%	0	0	0	0%	0	1	0	33%	0	0	0	0%	0	0	0	0%	0	0	0	0%	0	0	0	0%	0	0	0	0%	0	0	0	0%
Dentistry	0	0	0	0	-	0	0	0	-	0	0	0	-	0	0	0	-	0	0	0	-	0	0	0	-	0	0	0	-	0	0	0	-	0	0	0	-
Nursing	9	0	4	0	44%	0	0	0	0%	0	3	0	33%	0	0	0	0%	0	1	0	11%	0	0	0	0%	0	0	0	0%	0	0	0	0%	1	0	0	11%
PROFESSIONAL	54	6	6	0	22%	1	3	0	7%	0	1	0	2%	2	2	0	7%	0	1	0	2%	0	0	0	0%	10	17	0	50%	0	0	0	0%	2	3	0	9%
Allied Health	1	0	1	0	100%	0	0	0	0%	0	0	0	0%	0	0	0	0%	0	0	0	0%	0	0	0	0%	0	0	0	0%	0	0	0	0%	0	0	0	0%
Dentistry	0	0	0	0	-	0	0	0	-	0	0	0	-	0	0	0	-	0	0	0	-	0	0	0	-	0	0	0	-	0	0	0	-	0	0	0	-
Medicine -MD	0	0	0	0	-	0	0	0	-	0	0	0	-	0	0	0	-	0	0	0	-	0	0	0	-	0	0	0	-	0	0	0	-	0	0	0	-
Medicine -PA	0	0	0	0	-	0	0	0	-	0	0	0	-	0	0	0	-	0	0	0	-	0	0	0	-	0	0	0	-	0	0	0	-	0	0	0	-
Nursing	0	0	0	0	-	0	0	0	-	0	0	0	-	0	0	0	-	0	0	0	-	0	0	0	-	0	0	0	-	0	0	0	-	0	0	0	-
Pharmacy	0	0	0	0	-	0	0	0	-	0	0	0	-	0	0	0	-	0	0	0	-	0	0	0	-	0	0	0	-	0	0	0	-	0	0	0	-
Public Health	53	6	5	0	21%	1	3	0	8%	0	1	0	2%	2	2	0	8%	0	1	0	2%	0	0	0	0%	10	17	0	51%	0	0	0	0%	2	3	0	9%
GRADUATE COLLEGE	15	0	6	0	40%	0	0	0	0%	0	0	0	0%	0	0	0	0%	0	0	0	0%	0	0	0	0%	4	4	0	53%	0	0	0	0%	0	0	1	0%
Allied Health	1	0	1	0	100%	0	0	0	0%	0	0	0	0%	0	0	0	0%	0	0	0	0%	0	0	0	0%	0	0	0	0%	0	0	0	0%	0	0	0	0%
Dentistry	0	0	0	0	-	0	0	0	-	0	0	0	-	0	0	0	-	0	0	0	-	0	0	0	-	0	0	0	-	0	0	0	-	0	0	0	-
Graduate -CTS	3	0	1	0	33%	0	0	0	0%	0	0	0	0%	0	0	0	0%	0	0	0	0%	0	0	0	0%	1	0	0	33%	0	0	0	0%	0	0	1	0%
Medicine	5	0	1	0	20%	0	0	0	0%	0	0	0	0%	0	0	0	0%	0	0	0	0%	0	0	0	0%	1	3	0	80%	0	0	0	0%	0	0	0	0%
Nursing	0	0	0	0	-	0	0	0	-	0	0	0	-	0	0	0	-	0	0	0	-	0	0	0	-	0	0	0	-	0	0	0	-	0	0	0	-
Pharmacy	0	0	0	0	-	0	0	0	-	0	0	0	-	0	0	0	-	0	0	0	-	0	0	0	-	0	0	0	-	0	0	0	-	0	0	0	-
Public Health	6	0	3	0	50%	0	0	0	0%	0	0	0	0%	0	0	0	0%	0	0	0	0%	0	0	0	0%	2	1	0	50%	0	0	0	0%	0	0	0	0%
TOTAL OUHSC	88	6	22	0	32%	1	3	0	5%	0	5	0	6%	2	2	0	5%	0	2	0	2%	0	0	0	0%	15	21	0	41%	0	0	0	0%	3	5	1	9%
Allied Health	5	0	4	0	80%	0	0	0	0%	0	1	0	20%	0	0	0	0%	0	0	0	0%	0	0	0	0%	0	0	0	0%	0	0	0	0%	0	0	0	0%
Dentistry	0	0	0	0	-	0	0	0	-	0	0	0	-	0	0	0	-	0	0	0	-	0	0	0	-	0	0	0	-	0	0	0	-	0	0	0	-
Graduate -CTS	3	0	1	0	33%	0	0	0	0%	0	0	0	0%	0	0	0	0%	0	0	0	0%	0	0	0	0%	1	0	0	33%	0	0	0	0%	0	0	1	0%
Medicine	5	0	1	0	20%	0	0	0	0%	0	0	0	0%	0	0	0	0%	0	0	0	0%	0	0	0	0%	1	3	0	80%	0	0	0	0%	0	0	0	0%
Nursing	9	0	4	0	44%	0	0	0	0%	0	3	0	33%	0	0	0	0%	0	1	0	11%	0	0	0	0%	0	0	0	0%	0	0	0	0%	1	0	0	11%
Pharmacy	0	0	0	0	-	0	0	0	-	0	0	0	-	0	0	0	-	0	0	0	-	0	0	0	-	0	0	0	-	0	0	0	-	0	0	0	-
Public Health	59	6	8	0	24%	1	3	0	7%	0	1	0	2%	2	2	0	7%	0	1	0	2%	0	0	0	0%	12	18	0	51%	0	0	0	0%	2	3	0	8%
Norman Inter-Campus	0	0	0	0	-	0	0	0	-	0	0	0	-	0	0	0	-	0	0	0	-	0	0	0	-	0	0	0	-	0	0	0	-	0	0	0	-
Non-Degree	7	0	4	0	57%	0	0	0	0%	0	0	0	0%	0	0	0	0%	0	0	0	0%	0	0	0	0%	1	0	0	14%	0	0	0	0%	0	2	0	29%

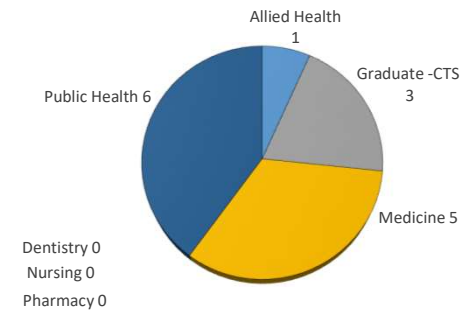
UNDERGRADUATE APPLICANTS



PROFESSIONAL APPLICANTS



GRADUATE COLLEGE APPLICANTS



IPEDS (Integrated Postsecondary Education Data System) is the core postsecondary education data collection program for the National Center for Education Statistics, a part of the Institute for Education Sciences within the United States Department of Education.

Prepared by the Office of Institutional Research using census data collected on January 29, 2024