

ENROLLMENT BY LOCATION REPORT

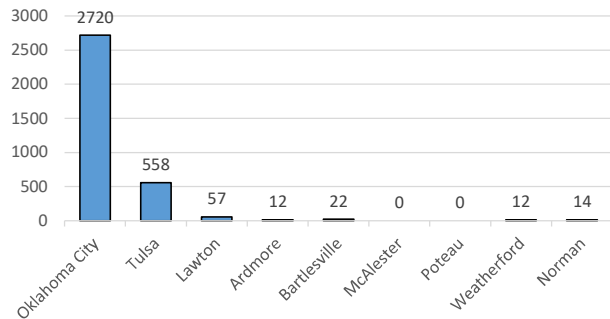
Spring 2024

Gender, Residency, Age & Full/Part Time Totals

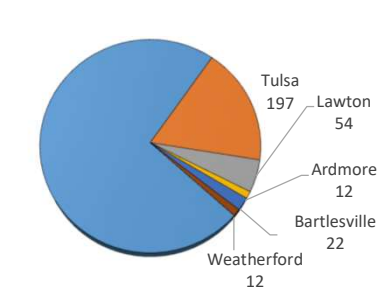
University of Oklahoma Health Sciences Center

LEVEL/COLLEGE	TOTAL			OKLAHOMA CITY		TULSA		LAWTON		ARDMORE		BARTLESVILLE		McALESTER		POTEAU		WEATHERFORD		NORMAN	
	TOT	Male	Female	Male	Female	Male	Female	Male	Female	Male	Female	Male	Female	Male	Female	Male	Female	Male	Female	Male	Female
UNDERGRADUATE	1132	134	998	93	712	30	167	8	46	0	12	0	22	0	0	0	0	12	0	0	
Allied Health	164	23	141	23	133	0	8	0	0	0	0	0	0	0	0	0	0	0	0	0	
Dentistry	94	1	93	1	47	0	0	0	0	0	12	0	22	0	0	0	0	0	12	0	0
Nursing	874	110	764	69	532	30	159	8	46	0	0	0	0	0	0	0	0	0	0	0	
HEALTH PROFESSIONAL	1983	677	1306	563	1057	114	246	0	3	0	0	0	0	0	0	0	0	0	0	0	
Allied Health	443	91	352	55	245	36	107	0	0	0	0	0	0	0	0	0	0	0	0	0	
Dentistry	239	114	125	105	120	9	5	0	0	0	0	0	0	0	0	0	0	0	0	0	
Medicine -MD	645	348	297	294	236	54	61	0	0	0	0	0	0	0	0	0	0	0	0	0	
Medicine -PA	143	22	121	11	85	11	36	0	0	0	0	0	0	0	0	0	0	0	0	0	
Nursing	221	17	204	13	173	4	28	0	3	0	0	0	0	0	0	0	0	0	0	0	
Pharmacy	203	65	138	65	138	0	0	0	0	0	0	0	0	0	0	0	0	0	0	0	
Public Health	89	20	69	20	60	0	9	0	0	0	0	0	0	0	0	0	0	0	0	0	
GRADUATE COLLEGE (MS, PhD)	288	116	171	116	170	0	1	0	0	0	0	0	0	0	0	0	0	0	0	0	
Allied Health	14	2	12	2	11	0	1	0	0	0	0	0	0	0	0	0	0	0	0	0	
Dentistry	16	9	7	9	7	0	0	0	0	0	0	0	0	0	0	0	0	0	0	0	
Graduate -CTS	18	7	10	7	10	0	0	0	0	0	0	0	0	0	0	0	0	0	0	0	
Medicine	165	68	97	68	97	0	0	0	0	0	0	0	0	0	0	0	0	0	0	0	
Nursing	11	1	10	1	10	0	0	0	0	0	0	0	0	0	0	0	0	0	0	0	
Pharmacy	16	8	8	8	8	0	0	0	0	0	0	0	0	0	0	0	0	0	0	0	
Public Health	48	21	27	21	27	0	0	0	0	0	0	0	0	0	0	0	0	0	0	0	
TOTAL OUHSC	3426	935	2490	773	1947	144	414	8	49	0	12	0	22	0	0	0	0	12	7	7	
Allied Health	621	116	505	80	389	36	116	0	0	0	0	0	0	0	0	0	0	0	0	0	
Dentistry	349	124	225	115	174	9	5	0	0	0	12	0	22	0	0	0	0	0	12	0	
Graduate -CTS	18	7	10	7	10	0	0	0	0	0	0	0	0	0	0	0	0	0	0	0	
Medicine	953	438	515	373	418	65	97	0	0	0	0	0	0	0	0	0	0	0	0	0	
Nursing	1106	128	978	83	715	34	187	8	49	0	0	0	0	0	0	0	0	0	0	0	
Pharmacy	219	73	146	73	146	0	0	0	0	0	0	0	0	0	0	0	0	0	0	0	
Public Health	137	41	96	41	87	0	9	0	0	0	0	0	0	0	0	0	0	0	0	0	
Norman Inter-Campus	14	7	7	0	0	0	0	0	0	0	0	0	0	0	0	0	0	0	0	7	
Non-Degree	9	1	8	1	8	0	0	0	0	0	0	0	0	0	0	0	0	0	0	0	

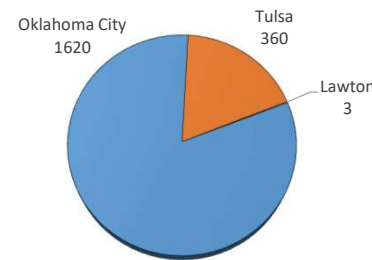
ENROLLMENT BY LOCATION



UNDERGRADUATE BY LOCATION



PROFESSIONAL BY LOCATION



GRADUATE COLLEGE BY LOCATION

