

# COLLEGE OF NURSING - ENROLLMENT SUMMARY BY DEGREE

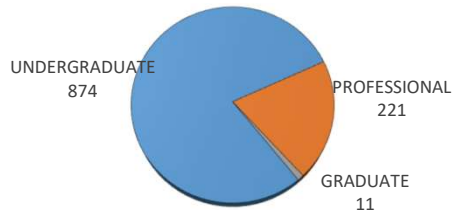
Spring 2024

Credit Enrollment and Full-Time Equivalent (FTE) Enrollment

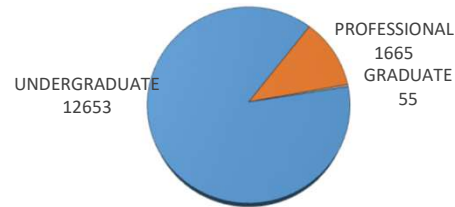
University of Oklahoma Health Sciences Center

CLASSIFICATION	ENROLLMENT			ENROLLMENT - TULSA			STUDENT CREDIT HOURS		FULL-TIME EQUIV	
	Male	Female	TOTAL	Male	Female	TOTAL	TOTAL	TULSA	TOTAL	TULSA
<b>UNDERGRADUATE</b>	<b>110</b>	<b>764</b>	<b>874</b>	<b>30</b>	<b>159</b>	<b>189</b>	<b>12653</b>	<b>2731</b>	<b>843.39</b>	<b>182.04</b>
Third-Year Students	51	367	418	13	64	77	5797	1055	385.33	70.12
Fourth-Year Students	59	397	456	17	95	112	6856	1676	458.06	111.92
<b>PROFESSIONAL</b>	<b>17</b>	<b>204</b>	<b>221</b>	<b>4</b>	<b>28</b>	<b>32</b>	<b>1665</b>	<b>256</b>	<b>138.62</b>	<b>21.31</b>
Professional	17	204	221	4	28	32	1665	256	138.62	21.31
Professional - Special	0	0	0	0	0	0	0	0	0	0
<b>GRADUATE</b>	<b>1</b>	<b>10</b>	<b>11</b>	<b>0</b>	<b>0</b>	<b>0</b>	<b>55</b>	<b>0</b>	<b>4.6</b>	<b>0</b>
Graduate Students	1	10	11	0	0	0	55	0	4.6	0
Graduate - Unclassified	0	0	0	0	0	0	0	0	0	0
<b>TOTAL - COLLEGE OF NURSING</b>	<b>128</b>	<b>978</b>	<b>1106</b>	<b>34</b>	<b>187</b>	<b>221</b>	<b>14373</b>	<b>2987</b>	<b>986.61</b>	<b>203.35</b>

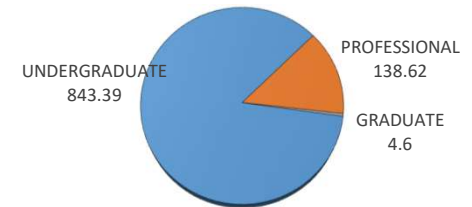
HEADCOUNT ENROLLMENT BY CLASSIFICATION



CREDIT HOURS ENROLLMENT BY CLASSIFICATION



FULL-TIME-EQUIVALENT ENROLLMENT BY CLASSIFICATION



\* Full-Time Equivalent enrollment for Fall and Spring semesters is calculated by dividing Graduate and Professional enrollment credit hours by 12, the Undergraduate enrollment credit hours by 15. Full-Time Equivalent enrollment for Summer semesters is calculated by dividing enrollment credit hours for all levels by 6.