

ADMITTED & ENROLLED BY LEVEL REPORT

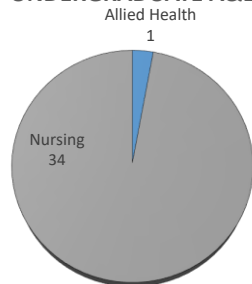
Spring 2021

Male/Female Ethnic (IPEDS) Totals

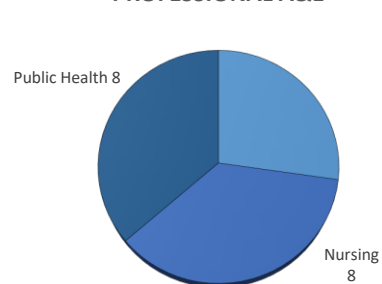
University of Oklahoma Health Sciences Center

LEVEL/COLLEGE	TOT	CAUCASIAN			AFRICAN AMERICAN			HISPANIC			ASIAN			AMERICAN INDIAN			HAWAIIAN/PACIFIC ISLANDER			INTERNATIONAL			MULTI-ETHNIC			UNREPORTED											
		M	F	U	%	M	F	U	%	M	F	U	%	M	F	U	%	M	F	U	%	M	F	U	%	M	F	U	%								
UNDERGRADUATE	35	2	17	0	54%	0	5	0	14%	0	2	0	6%	3	1	0	11%	0	2	0	6%	0	0	0	0%	0	0	0	0%	0	0	0	0%	0	3	0	9%
Allied Health	1	0	1	0	100%	0	0	0	0%	0	0	0	0%	0	0	0	0%	0	0	0	0%	0	0	0	0%	0	0	0	0%	0	0	0	0%	0	0	0	0%
Dentistry	0	0	0	0	-	0	0	0	-	0	0	0	-	0	0	0	-	0	0	0	-	0	0	0	-	0	0	0	-	0	0	0	-	0	0	0	-
Nursing	34	2	16	0	53%	0	5	0	15%	0	2	0	6%	3	1	0	12%	0	2	0	6%	0	0	0	0%	0	0	0	0%	0	0	0	0%	0	3	0	9%
PROFESSIONAL	22	0	15	0	68%	0	0	0	0%	0	1	0	5%	0	0	0	0%	0	0	0	0%	0	0	0	0%	0	0	0	0%	1	0	0	5%	2	2	0	18%
Allied Health	6	0	4	0	67%	0	0	0	0%	0	1	0	17%	0	0	0	0%	0	0	0	0%	0	0	0	0%	0	0	0	0%	0	0	0	0%	0	1	0	17%
Dentistry	0	0	0	0	-	0	0	0	-	0	0	0	-	0	0	0	-	0	0	0	-	0	0	0	-	0	0	0	-	0	0	0	-	0	0	0	-
Medicine -MD	0	0	0	0	-	0	0	0	-	0	0	0	-	0	0	0	-	0	0	0	-	0	0	0	-	0	0	0	-	0	0	0	-	0	0	0	-
Medicine -PA	0	0	0	0	-	0	0	0	-	0	0	0	-	0	0	0	-	0	0	0	-	0	0	0	-	0	0	0	-	0	0	0	-	0	0	0	-
Nursing	8	0	6	0	75%	0	0	0	0%	0	0	0	0%	0	0	0	0%	0	0	0	0%	0	0	0	0%	1	0	0	13%	0	1	0	13%	0	1	0	13%
Pharmacy	0	0	0	0	-	0	0	0	-	0	0	0	-	0	0	0	-	0	0	0	-	0	0	0	-	0	0	0	-	0	0	0	-	0	0	0	-
Public Health	8	0	5	0	63%	0	0	0	0%	0	0	0	0%	0	0	0	0%	0	1	0	13%	0	0	0	0%	0	0	0	0%	0	0	0	0%	2	0	0	25%
GRADUATE COLLEGE	4	1	1	0	50%	0	1	0	25%	0	0	0	0%	0	0	0	0%	0	0	0	0%	1	0	0	25%	0	0	0	0%	0	0	0	0%	0	0	0	0%
Allied Health	2	0	1	0	50%	0	1	0	50%	0	0	0	0%	0	0	0	0%	0	0	0	0%	0	0	0	0%	0	0	0	0%	0	0	0	0%	0	0	0	0%
Dentistry	0	0	0	0	-	0	0	0	-	0	0	0	-	0	0	0	-	0	0	0	-	0	0	0	-	0	0	0	-	0	0	0	-	0	0	0	-
Graduate -CTS	2	1	0	0	50%	0	0	0	0%	0	0	0	0%	0	0	0	0%	0	0	0	0%	1	0	0	50%	0	0	0	0%	0	0	0	0%	0	0	0	0%
Medicine	0	0	0	0	-	0	0	0	-	0	0	0	-	0	0	0	-	0	0	0	-	0	0	0	-	0	0	0	-	0	0	0	-	0	0	0	-
Nursing	0	0	0	0	-	0	0	0	-	0	0	0	-	0	0	0	-	0	0	0	-	0	0	0	-	0	0	0	-	0	0	0	-	0	0	0	-
Pharmacy	0	0	0	0	-	0	0	0	-	0	0	0	-	0	0	0	-	0	0	0	-	0	0	0	-	0	0	0	-	0	0	0	-	0	0	0	-
Public Health	0	0	0	0	-	0	0	0	-	0	0	0	-	0	0	0	-	0	0	0	-	0	0	0	-	0	0	0	-	0	0	0	-	0	0	0	-
TOTAL OUHSC	66	7	34	0	62%	0	6	0	9%	0	3	0	5%	3	2	0	8%	0	3	0	5%	0	0	0	0%	1	0	0	2%	1	0	0	2%	2	6	0	12%
Allied Health	9	2	6	0	89%	0	1	0	11%	0	1	0	11%	0	0	0	0%	0	0	0	0%	0	0	0	0%	0	0	0	0%	0	0	0	0%	0	1	0	11%
Dentistry	0	0	0	0	-	0	0	0	-	0	0	0	-	0	0	0	-	0	0	0	-	0	0	0	-	0	0	0	-	0	0	0	-	0	0	0	-
Graduate -CTS	2	1	0	0	50%	0	0	0	0%	0	0	0	0%	0	0	0	0%	0	0	0	0%	1	0	0	50%	0	0	0	0%	0	0	0	0%	0	0	0	0%
Medicine	0	0	0	0	-	0	0	0	-	0	0	0	-	0	0	0	-	0	0	0	-	0	0	0	-	0	0	0	-	0	0	0	-	0	0	0	-
Nursing	42	2	22	0	57%	0	5	0	12%	0	2	0	5%	3	1	0	10%	0	2	0	5%	0	0	0	0%	1	0	0	2%	0	4	0	10%	0	4	0	10%
Pharmacy	0	0	0	0	-	0	0	0	-	0	0	0	-	0	0	0	-	0	0	0	-	0	0	0	-	0	0	0	-	0	0	0	-	0	0	0	-
Public Health	8	0	5	0	63%	0	0	0	0%	0	0	0	0%	0	0	0	0%	0	1	0	13%	0	0	0	0%	0	0	0	0%	0	0	0	0%	2	0	0	25%
Norman Inter-Campus	0	0	0	0	-	0	0	0	-	0	0	0	-	0	0	0	-	0	0	0	-	0	0	0	-	0	0	0	-	0	0	0	-	0	0	0	-
Non-Degree	5	2	1	0	60%	0	0	0	0%	0	0	0	0%	0	1	0	20%	0	0	0	0%	0	0	0	0%	0	0	0	0%	0	0	0	0%	0	1	0	20%

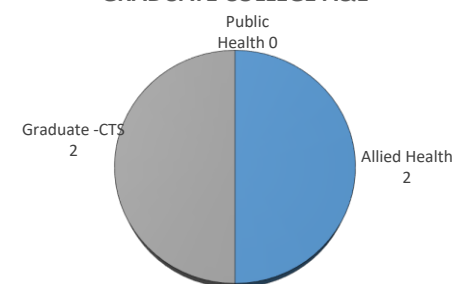
UNDERGRADUATE A&E



PROFESSIONAL A&E



GRADUATE COLLEGE A&E



IPEDS (Integrated Postsecondary Education Data System) is the core postsecondary education data collection program for the National Center for Education Statistics, a part of the Institute for Education Sciences within the United States Department of Education.