

# ADMITTED & ENROLLED BY LEVEL REPORT

Spring 2022

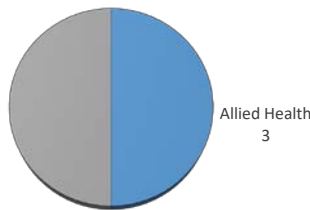
Male/Female Ethnic (IPEDS) Totals

University of Oklahoma Health Sciences Center

| LEVEL/COLLEGE           | TOT       | CAUCASIAN |           |          |            | AFRICAN AMERICAN |          |          |            | HISPANIC |          |          |            | ASIAN    |          |          |            | AMERICAN INDIAN |          |          |           | HAWAIIAN/PACIFIC ISLANDER |          |          |           | INTERNATIONAL |          |          |            | MULTI-ETHNIC |          |          |           | UNREPORTED |          |          |           |          |          |          |            |
|-------------------------|-----------|-----------|-----------|----------|------------|------------------|----------|----------|------------|----------|----------|----------|------------|----------|----------|----------|------------|-----------------|----------|----------|-----------|---------------------------|----------|----------|-----------|---------------|----------|----------|------------|--------------|----------|----------|-----------|------------|----------|----------|-----------|----------|----------|----------|------------|
|                         |           | M         | F         | U        | %          | M                | F        | U        | %          | M        | F        | U        | %          | M        | F        | U        | %          | M               | F        | U        | %         | M                         | F        | U        | %         | M             | F        | U        | %          | M            | F        | U        | %         | M          | F        | U        | %         |          |          |          |            |
| <b>UNDERGRADUATE</b>    | <b>6</b>  | <b>1</b>  | <b>3</b>  | <b>0</b> | <b>67%</b> | <b>0</b>         | <b>0</b> | <b>0</b> | <b>0%</b>  | <b>0</b> | <b>0</b> | <b>0</b> | <b>0%</b>  | <b>1</b> | <b>0</b> | <b>0</b> | <b>17%</b> | <b>0</b>        | <b>0</b> | <b>0</b> | <b>0%</b> | <b>0</b>                  | <b>0</b> | <b>0</b> | <b>0%</b> | <b>0</b>      | <b>0</b> | <b>0</b> | <b>0%</b>  | <b>0</b>     | <b>0</b> | <b>0</b> | <b>0%</b> | <b>0</b>   | <b>0</b> | <b>0</b> | <b>0%</b> | <b>0</b> | <b>1</b> | <b>0</b> | <b>17%</b> |
| Allied Health           | 3         | 1         | 2         | 0        | 100%       | 0                | 0        | 0        | 0%         | 0        | 0        | 0        | 0%         | 0        | 0        | 0        | 0%         | 0               | 0        | 0        | 0%        | 0                         | 0        | 0        | 0%        | 0             | 0        | 0        | 0%         | 0            | 0        | 0        | 0%        | 0          | 0        | 0        | 0%        | 0        | 0        | 0        | 0%         |
| Dentistry               | 0         | 0         | 0         | 0        | -          | 0                | 0        | 0        | -          | 0        | 0        | 0        | -          | 0        | 0        | 0        | -          | 0               | 0        | 0        | -         | 0                         | 0        | 0        | -         | 0             | 0        | 0        | -          | 0            | 0        | 0        | -         | 0          | 0        | 0        | -         | 0        | 0        | 0        | -          |
| Nursing                 | 3         | 0         | 1         | 0        | 33%        | 0                | 0        | 0        | 0%         | 0        | 0        | 0        | 0%         | 1        | 0        | 0        | 33%        | 0               | 0        | 0        | 0%        | 0                         | 0        | 0        | 0%        | 0             | 0        | 0        | 0%         | 0            | 0        | 0        | 0%        | 0          | 0        | 0        | 0%        | 0        | 1        | 0        | 33%        |
| <b>PROFESSIONAL</b>     | <b>15</b> | <b>3</b>  | <b>5</b>  | <b>0</b> | <b>53%</b> | <b>0</b>         | <b>2</b> | <b>0</b> | <b>13%</b> | <b>0</b> | <b>2</b> | <b>0</b> | <b>13%</b> | <b>0</b> | <b>1</b> | <b>0</b> | <b>7%</b>  | <b>1</b>        | <b>0</b> | <b>0</b> | <b>7%</b> | <b>0</b>                  | <b>0</b> | <b>0</b> | <b>0%</b> | <b>1</b>      | <b>0</b> | <b>0</b> | <b>7%</b>  | <b>0</b>     | <b>0</b> | <b>0</b> | <b>0%</b> | <b>0</b>   | <b>0</b> | <b>0</b> | <b>0%</b> |          |          |          |            |
| Allied Health           | 0         | 0         | 0         | 0        | -          | 0                | 0        | 0        | -          | 0        | 0        | 0        | -          | 0        | 0        | 0        | -          | 0               | 0        | 0        | -         | 0                         | 0        | 0        | -         | 0             | 0        | 0        | -          | 0            | 0        | 0        | -         | 0          | 0        | 0        | -         |          |          |          |            |
| Dentistry               | 0         | 0         | 0         | 0        | -          | 0                | 0        | 0        | -          | 0        | 0        | 0        | -          | 0        | 0        | 0        | -          | 0               | 0        | 0        | -         | 0                         | 0        | 0        | -         | 0             | 0        | 0        | -          | 0            | 0        | 0        | -         |            |          |          |           |          |          |          |            |
| Medicine -MD            | 0         | 0         | 0         | 0        | -          | 0                | 0        | 0        | -          | 0        | 0        | 0        | -          | 0        | 0        | 0        | -          | 0               | 0        | 0        | -         | 0                         | 0        | 0        | -         | 0             | 0        | 0        | -          | 0            | 0        | 0        | -         |            |          |          |           |          |          |          |            |
| Medicine -PA            | 0         | 0         | 0         | 0        | -          | 0                | 0        | 0        | -          | 0        | 0        | 0        | -          | 0        | 0        | 0        | -          | 0               | 0        | 0        | -         | 0                         | 0        | 0        | -         | 0             | 0        | 0        | -          | 0            | 0        | 0        | -         |            |          |          |           |          |          |          |            |
| Nursing                 | 4         | 1         | 3         | 0        | 100%       | 0                | 0        | 0        | 0%         | 0        | 0        | 0        | 0%         | 0        | 0        | 0        | 0%         | 0               | 0        | 0        | 0%        | 0                         | 0        | 0        | 0%        | 0             | 0        | 0        | 0%         | 0            | 0        | 0        | 0%        | 0          | 0        | 0        | 0%        |          |          |          |            |
| Pharmacy                | 0         | 0         | 0         | 0        | -          | 0                | 0        | 0        | -          | 0        | 0        | 0        | -          | 0        | 0        | 0        | -          | 0               | 0        | 0        | -         | 0                         | 0        | 0        | -         | 0             | 0        | 0        | -          | 0            | 0        | 0        | -         | 0          | 0        | 0        | -         |          |          |          |            |
| Public Health           | 11        | 2         | 2         | 0        | 36%        | 0                | 2        | 0        | 18%        | 0        | 2        | 0        | 18%        | 0        | 1        | 0        | 9%         | 1               | 0        | 0        | 9%        | 0                         | 0        | 0        | 0%        | 1             | 0        | 0        | 9%         | 0            | 0        | 0        | 0%        | 0          | 0        | 0        | 0%        |          |          |          |            |
| <b>GRADUATE COLLEGE</b> | <b>5</b>  | <b>0</b>  | <b>2</b>  | <b>0</b> | <b>40%</b> | <b>0</b>         | <b>0</b> | <b>0</b> | <b>0%</b>  | <b>0</b> | <b>0</b> | <b>0</b> | <b>0%</b>  | <b>0</b> | <b>1</b> | <b>0</b> | <b>20%</b> | <b>0</b>        | <b>0</b> | <b>0</b> | <b>0%</b> | <b>0</b>                  | <b>0</b> | <b>0</b> | <b>0%</b> | <b>1</b>      | <b>1</b> | <b>0</b> | <b>40%</b> | <b>0</b>     | <b>0</b> | <b>0</b> | <b>0%</b> | <b>0</b>   | <b>0</b> | <b>0</b> | <b>0%</b> |          |          |          |            |
| Allied Health           | 1         | 0         | 1         | 0        | 100%       | 0                | 0        | 0        | 0%         | 0        | 0        | 0        | 0%         | 0        | 0        | 0        | 0%         | 0               | 0        | 0        | 0%        | 0                         | 0        | 0        | 0%        | 0             | 0        | 0        | 0%         | 0            | 0        | 0        | 0%        | 0          | 0        | 0        | 0%        |          |          |          |            |
| Dentistry               | 0         | 0         | 0         | 0        | -          | 0                | 0        | 0        | -          | 0        | 0        | 0        | -          | 0        | 0        | 0        | -          | 0               | 0        | 0        | -         | 0                         | 0        | 0        | -         | 0             | 0        | 0        | -          | 0            | 0        | 0        | -         | 0          | 0        | 0        | -         |          |          |          |            |
| Graduate -CTS           | 3         | 0         | 1         | 0        | 33%        | 0                | 0        | 0        | 0%         | 0        | 0        | 0        | 0%         | 0        | 1        | 0        | 33%        | 0               | 0        | 0        | 0%        | 0                         | 0        | 0        | 0%        | 1             | 0        | 0        | 33%        | 0            | 0        | 0        | 0%        | 0          | 0        | 0        | 0%        |          |          |          |            |
| Medicine                | 0         | 0         | 0         | 0        | -          | 0                | 0        | 0        | -          | 0        | 0        | 0        | -          | 0        | 0        | 0        | -          | 0               | 0        | 0        | -         | 0                         | 0        | 0        | -         | 0             | 0        | 0        | -          | 0            | 0        | 0        | -         | 0          | 0        | 0        | -         |          |          |          |            |
| Nursing                 | 0         | 0         | 0         | 0        | -          | 0                | 0        | 0        | -          | 0        | 0        | 0        | -          | 0        | 0        | 0        | -          | 0               | 0        | 0        | -         | 0                         | 0        | 0        | -         | 0             | 0        | 0        | -          | 0            | 0        | 0        | -         | 0          | 0        | 0        | -         |          |          |          |            |
| Pharmacy                | 0         | 0         | 0         | 0        | -          | 0                | 0        | 0        | -          | 0        | 0        | 0        | -          | 0        | 0        | 0        | -          | 0               | 0        | 0        | -         | 0                         | 0        | 0        | -         | 0             | 0        | 0        | -          | 0            | 0        | 0        | -         | 0          | 0        | 0        | -         |          |          |          |            |
| Public Health           | 1         | 0         | 0         | 0        | 0%         | 0                | 0        | 0        | 0%         | 0        | 0        | 0        | 0%         | 0        | 0        | 0        | 0%         | 0               | 0        | 0        | 0%        | 0                         | 0        | 0        | 0%        | 0             | 1        | 0        | 100%       | 0            | 0        | 0        | 0%        | 0          | 0        | 0        | 0%        |          |          |          |            |
| <b>TOTAL OUHSC</b>      | <b>30</b> | <b>5</b>  | <b>11</b> | <b>0</b> | <b>53%</b> | <b>0</b>         | <b>2</b> | <b>0</b> | <b>7%</b>  | <b>0</b> | <b>2</b> | <b>0</b> | <b>7%</b>  | <b>2</b> | <b>2</b> | <b>0</b> | <b>13%</b> | <b>1</b>        | <b>0</b> | <b>0</b> | <b>3%</b> | <b>0</b>                  | <b>0</b> | <b>0</b> | <b>0%</b> | <b>2</b>      | <b>2</b> | <b>0</b> | <b>13%</b> | <b>0</b>     | <b>0</b> | <b>0</b> | <b>0%</b> | <b>0</b>   | <b>1</b> | <b>0</b> | <b>3%</b> |          |          |          |            |
| Allied Health           | 4         | 1         | 3         | 0        | 100%       | 0                | 0        | 0        | 0%         | 0        | 0        | 0        | 0%         | 0        | 0        | 0        | 0%         | 0               | 0        | 0        | 0%        | 0                         | 0        | 0        | 0%        | 0             | 0        | 0        | 0%         | 0            | 0        | 0        | 0%        | 0          | 0        | 0        | 0%        |          |          |          |            |
| Dentistry               | 0         | 0         | 0         | 0        | -          | 0                | 0        | 0        | -          | 0        | 0        | 0        | -          | 0        | 0        | 0        | -          | 0               | 0        | 0        | -         | 0                         | 0        | 0        | -         | 0             | 0        | 0        | -          | 0            | 0        | 0        | -         | 0          | 0        | 0        | -         |          |          |          |            |
| Graduate -CTS           | 3         | 0         | 1         | 0        | 33%        | 0                | 0        | 0        | 0%         | 0        | 0        | 0        | 0%         | 0        | 1        | 0        | 33%        | 0               | 0        | 0        | 0%        | 0                         | 0        | 0        | 0%        | 1             | 0        | 0        | 33%        | 0            | 0        | 0        | 0%        | 0          | 0        | 0        | 0%        |          |          |          |            |
| Medicine                | 0         | 0         | 0         | 0        | -          | 0                | 0        | 0        | -          | 0        | 0        | 0        | -          | 0        | 0        | 0        | -          | 0               | 0        | 0        | -         | 0                         | 0        | 0        | -         | 0             | 0        | 0        | -          | 0            | 0        | 0        | -         | 0          | 0        | 0        | -         |          |          |          |            |
| Nursing                 | 7         | 1         | 4         | 0        | 71%        | 0                | 0        | 0        | 0%         | 0        | 0        | 0        | 0%         | 1        | 0        | 0        | 14%        | 0               | 0        | 0        | 0%        | 0                         | 0        | 0        | 0%        | 0             | 0        | 0        | 0%         | 0            | 0        | 0        | 0%        | 0          | 1        | 0        | 14%       |          |          |          |            |
| Pharmacy                | 0         | 0         | 0         | 0        | -          | 0                | 0        | 0        | -          | 0        | 0        | 0        | -          | 0        | 0        | 0        | -          | 0               | 0        | 0        | -         | 0                         | 0        | 0        | -         | 0             | 0        | 0        | -          | 0            | 0        | 0        | -         | 0          | 0        | 0        | -         |          |          |          |            |
| Public Health           | 12        | 2         | 2         | 0        | 33%        | 0                | 2        | 0        | 17%        | 0        | 2        | 0        | 17%        | 0        | 1        | 0        | 8%         | 1               | 0        | 0        | 8%        | 0                         | 0        | 0        | 0%        | 1             | 1        | 0        | 17%        | 0            | 0        | 0        | 0%        | 0          | 0        | 0        | 0%        |          |          |          |            |
| Norman Inter-Campus     | 0         | 0         | 0         | 0        | -          | 0                | 0        | 0        | -          | 0        | 0        | 0        | -          | 0        | 0        | 0        | -          | 0               | 0        | 0        | -         | 0                         | 0        | 0        | -         | 0             | 0        | 0        | -          | 0            | 0        | 0        | -         | 0          | 0        | 0        | -         |          |          |          |            |
| Non-Degree              | 4         | 1         | 1         | 0        | 50%        | 0                | 0        | 0        | 0%         | 0        | 0        | 0        | 0%         | 1        | 0        | 0        | 25%        | 0               | 0        | 0        | 0%        | 0                         | 0        | 0        | 0%        | 0             | 1        | 0        | 25%        | 0            | 0        | 0        | 0%        | 0          | 0        | 0        | 0%        |          |          |          |            |

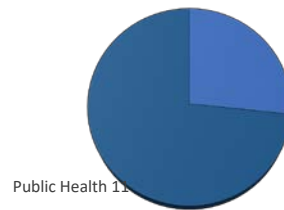
UNDERGRADUATE A&E

Nursing 3



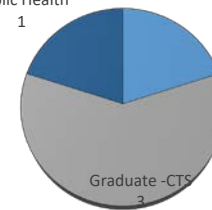
PROFESSIONAL A&E

Nursing 4



GRADUATE COLLEGE A&E

Public Health 1  
Allied Health 1



IPEDS (Integrated Postsecondary Education Data System) is the core postsecondary education data collection program for the National Center for Education Statistics, a part of the Institute for Education Sciences within the United States Department of Education.

Prepared by the Office of Institutional Research using census data collected on February 3, 2021