

ADMITTED & ENROLLED BY LEVEL REPORT

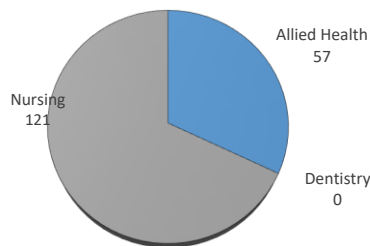
Summer 2022

Male/Female Ethnic (IPEDS) Totals

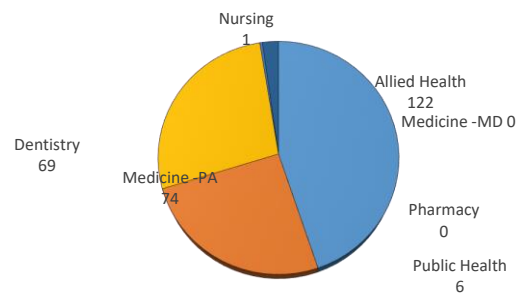
University of Oklahoma Health Sciences Center

LEVEL/COLLEGE	TOT	CAUCASIAN			AFRICAN AMERICAN			HISPANIC			ASIAN			AMERICAN INDIAN			HAWAIIAN/PACIFIC ISLANDER			INTERNATIONAL			MULTI-ETHNIC			UNREPORTED											
		M	F	U	%	M	F	U	%	M	F	U	%	M	F	U	%	M	F	U	%	M	F	U	%	M	F	U	%								
UNDERGRADUATE	178	17	88	0	59%	4	9	0	7%	2	17	0	11%	4	8	0	7%	0	4	0	2%	0	0	0	0%	0	2	0	1%	0	0	0	0%	1	22	0	13%
Allied Health	57	8	30	0	67%	0	0	0	0%	1	8	0	16%	2	1	0	5%	0	0	0	0%	0	0	0	0%	0	0	0	0%	0	0	0	0%	0	7	0	12%
Dentistry	0	0	0	0	-	0	0	0	-	0	0	0	-	0	0	0	-	0	0	0	-	0	0	0	-	0	0	0	-	0	0	0	-	0	0	0	-
Nursing	121	9	58	0	55%	4	9	0	11%	1	9	0	8%	2	7	0	7%	0	4	0	3%	0	0	0	0%	0	2	0	2%	0	0	0	0%	1	15	0	13%
PROFESSIONAL	272	51	127	0	65%	0	3	0	1%	2	10	0	4%	5	29	0	13%	7	3	0	4%	0	0	0	0%	2	0	0	1%	1	0	0	0%	7	25	0	12%
Allied Health	122	24	62	0	70%	0	2	0	2%	1	3	0	3%	0	4	0	3%	5	3	0	7%	0	0	0	0%	1	0	0	1%	0	0	0	0%	2	15	0	14%
Dentistry	69	20	18	0	55%	0	0	0	0%	1	1	0	3%	2	19	0	30%	1	0	0	1%	0	0	0	0%	0	0	0	0%	1	0	0	1%	3	3	0	9%
Medicine -MD	0	0	0	0	-	0	0	0	-	0	0	0	-	0	0	0	-	0	0	0	-	0	0	0	-	0	0	0	-	0	0	0	-	0	0	0	-
Medicine -PA	74	4	46	0	68%	0	0	0	0%	0	6	0	8%	1	6	0	9%	1	0	0	1%	0	0	0	0%	1	0	0	1%	0	0	0	0%	2	7	0	12%
Nursing	1	0	1	0	100%	0	0	0	0%	0	0	0	0%	0	0	0	0%	0	0	0	0%	0	0	0	0%	0	0	0	0%	0	0	0	0%	0	0	0	0%
Pharmacy	0	0	0	0	-	0	0	0	-	0	0	0	-	0	0	0	-	0	0	0	-	0	0	0	-	0	0	0	-	0	0	0	-	0	0	0	-
Public Health	6	3	0	0	50%	0	1	0	17%	0	0	0	0%	2	0	0	33%	0	0	0	0%	0	0	0	0%	0	0	0	0%	0	0	0	0%	0	0	0	0%
GRADUATE COLLEGE	4	4	0	0	100%	0	0	0	0%	0	0	0	0%	0	0	0	0%	0	0	0	0%	0	0	0	0%	0	0	0	0%	0	0	0	0%	0	0	0	0%
Allied Health	0	0	0	0	-	0	0	0	-	0	0	0	-	0	0	0	-	0	0	0	-	0	0	0	-	0	0	0	-	0	0	0	-	0	0	0	-
Dentistry	4	4	0	0	100%	0	0	0	0%	0	0	0	0%	0	0	0	0%	0	0	0	0%	0	0	0	0%	0	0	0	0%	0	0	0	0%	0	0	0	0%
Graduate -CTS	0	0	0	0	-	0	0	0	-	0	0	0	-	0	0	0	-	0	0	0	-	0	0	0	-	0	0	0	-	0	0	0	-	0	0	0	-
Medicine	0	0	0	0	-	0	0	0	-	0	0	0	-	0	0	0	-	0	0	0	-	0	0	0	-	0	0	0	-	0	0	0	-	0	0	0	-
Nursing	0	0	0	0	-	0	0	0	-	0	0	0	-	0	0	0	-	0	0	0	-	0	0	0	-	0	0	0	-	0	0	0	-	0	0	0	-
Pharmacy	0	0	0	0	-	0	0	0	-	0	0	0	-	0	0	0	-	0	0	0	-	0	0	0	-	0	0	0	-	0	0	0	-	0	0	0	-
Public Health	0	0	0	0	-	0	0	0	-	0	0	0	-	0	0	0	-	0	0	0	-	0	0	0	-	0	0	0	-	0	0	0	-	0	0	0	-
TOTAL OUHSC	454	72	215	0	63%	4	12	0	4%	4	27	0	7%	9	37	0	10%	7	7	0	3%	0	0	0	0%	2	2	0	1%	1	0	0	0%	8	47	0	12%
Allied Health	179	32	92	0	69%	0	2	0	1%	2	11	0	7%	2	5	0	4%	5	3	0	4%	0	0	0	0%	1	0	0	1%	0	0	0	0%	2	22	0	13%
Dentistry	73	24	18	0	58%	0	0	0	0%	1	1	0	3%	2	19	0	29%	1	0	0	1%	0	0	0	0%	0	0	0	0%	1	0	0	1%	3	3	0	8%
Graduate -CTS	0	0	0	0	-	0	0	0	-	0	0	0	-	0	0	0	-	0	0	0	-	0	0	0	-	0	0	0	-	0	0	0	-	0	0	0	-
Medicine	74	4	46	0	68%	0	0	0	0%	0	6	0	8%	1	6	0	9%	1	0	0	1%	0	0	0	0%	1	0	0	1%	0	0	0	0%	2	7	0	12%
Nursing	122	9	59	0	56%	4	9	0	11%	1	9	0	8%	2	7	0	7%	0	4	0	3%	0	0	0	0%	0	2	0	2%	0	0	0	0%	1	15	0	13%
Pharmacy	0	0	0	0	-	0	0	0	-	0	0	0	-	0	0	0	-	0	0	0	-	0	0	0	-	0	0	0	-	0	0	0	-	0	0	0	-
Public Health	6	3	0	0	50%	0	1	0	17%	0	0	0	0%	2	0	0	33%	0	0	0	0%	0	0	0	0%	0	0	0	0%	0	0	0	0%	0	0	0	0%
Norman Inter-Campus	0	0	0	0	-	0	0	0	-	0	0	0	-	0	0	0	-	0	0	0	-	0	0	0	-	0	0	0	-	0	0	0	-	0	0	0	-
Non-Degree	0	0	0	0	-	0	0	0	-	0	0	0	-	0	0	0	-	0	0	0	-	0	0	0	-	0	0	0	-	0	0	0	-	0	0	0	-

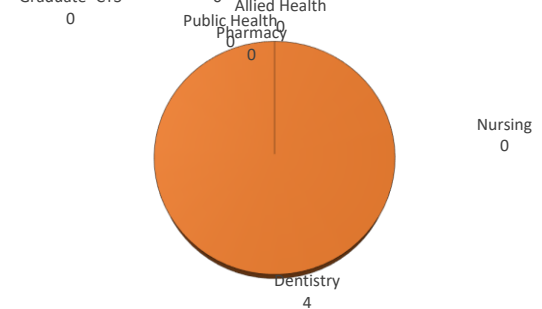
UNDERGRADUATE A&E



PROFESSIONAL A&E



GRADUATE COLLEGE A&E



IPEDS (Integrated Postsecondary Education Data System) is the core postsecondary education data collection program for the National Center for Education Statistics, a part of the Institute for Education Sciences within the United States Department of Education.