

ADMITTED & ENROLLED BY LEVEL REPORT

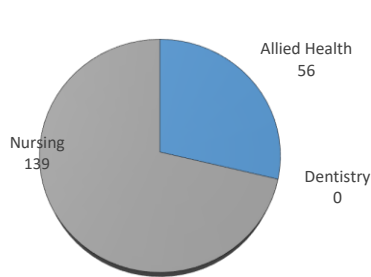
Summer 2023

Male/Female Ethnic (IPEDS) Totals

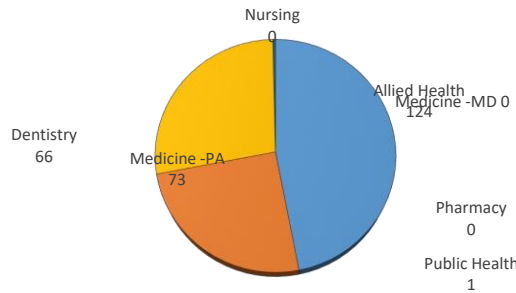
University of Oklahoma Health Sciences Center

LEVEL/COLLEGE	TOT	CAUCASIAN			AFRICAN AMERICAN			HISPANIC			ASIAN			AMERICAN INDIAN			HAWAIIAN/PACIFIC ISLANDER			INTERNATIONAL			MULTI-ETHNIC			UNREPORTED											
		M	F	U	%	M	F	U	%	M	F	U	%	M	F	U	%	M	F	U	%	M	F	U	%	M	F	U	%								
UNDERGRADUATE	195	20	95	0	59%	4	6	0	5%	4	10	0	7%	3	12	0	8%	4	8	0	6%	0	0	0	0%	0	0	0	0%	1	2	0	2%	4	22	0	13%
Allied Health	56	6	29	0	63%	1	1	0	4%	1	2	0	5%	2	1	0	5%	1	3	0	7%	0	0	0	0%	0	0	0	0%	0	2	0	4%	0	7	0	13%
Dentistry	0	0	0	0	-	0	0	0	-	0	0	0	-	0	0	0	-	0	0	0	-	0	0	0	-	0	0	0	-	0	0	0	-	0	0	0	-
Nursing	139	14	66	0	58%	3	5	0	6%	3	8	0	8%	1	11	0	9%	3	5	0	6%	0	0	0	0%	0	0	0	0%	1	0	0	1%	4	15	0	14%
PROFESSIONAL	264	45	104	0	56%	0	3	0	1%	7	25	0	12%	11	25	0	14%	5	4	0	3%	0	0	0	0%	0	1	0	0%	1	1	0	1%	2	30	0	12%
Allied Health	124	20	54	0	60%	0	3	0	2%	4	12	0	13%	2	5	0	6%	2	4	0	5%	0	0	0	0%	0	0	0	0%	0	1	0	1%	1	16	0	14%
Dentistry	66	16	16	0	48%	0	0	0	0%	2	3	0	8%	6	14	0	30%	3	0	0	5%	0	0	0	0%	0	1	0	2%	1	0	0	2%	1	3	0	6%
Medicine -MD	0	0	0	0	-	0	0	0	-	0	0	0	-	0	0	0	-	0	0	0	-	0	0	0	-	0	0	0	-	0	0	0	-	0	0	0	-
Medicine -PA	73	9	34	0	59%	0	0	0	0%	1	10	0	15%	2	6	0	11%	0	0	0	0%	0	0	0	0%	0	0	0	0%	0	0	0	0%	0	11	0	15%
Nursing	0	0	0	0	-	0	0	0	-	0	0	0	-	0	0	0	-	0	0	0	-	0	0	0	-	0	0	0	-	0	0	0	-	0	0	0	-
Pharmacy	0	0	0	0	-	0	0	0	-	0	0	0	-	0	0	0	-	0	0	0	-	0	0	0	-	0	0	0	-	0	0	0	-	0	0	0	-
Public Health	1	0	0	0	0%	0	0	0	0%	0	0	0	0%	1	0	0	100%	0	0	0	0%	0	0	0	0%	0	0	0	0%	0	0	0	0%	0	0	0	0%
GRADUATE COLLEGE	5	1	3	0	80%	0	0	0	0%	0	0	0	0%	0	0	0	0%	0	0	0	0%	0	0	0	0%	0	0	0	0%	0	0	0	0%	1	0	0	20%
Allied Health	0	0	0	0	-	0	0	0	-	0	0	0	-	0	0	0	-	0	0	0	-	0	0	0	-	0	0	0	-	0	0	0	-	0	0	0	-
Dentistry	4	1	2	0	75%	0	0	0	0%	0	0	0	0%	0	0	0	0%	0	0	0	0%	0	0	0	0%	0	0	0	0%	0	0	0	0%	1	0	0	25%
Graduate -CTS	0	0	0	0	-	0	0	0	-	0	0	0	-	0	0	0	-	0	0	0	-	0	0	0	-	0	0	0	-	0	0	0	-	0	0	0	-
Medicine	1	0	1	0	100%	0	0	0	0%	0	0	0	0%	0	0	0	0%	0	0	0	0%	0	0	0	0%	0	0	0	0%	0	0	0	0%	0	0	0	0%
Nursing	0	0	0	0	-	0	0	0	-	0	0	0	-	0	0	0	-	0	0	0	-	0	0	0	-	0	0	0	-	0	0	0	-	0	0	0	-
Pharmacy	0	0	0	0	-	0	0	0	-	0	0	0	-	0	0	0	-	0	0	0	-	0	0	0	-	0	0	0	-	0	0	0	-	0	0	0	-
Public Health	0	0	0	0	-	0	0	0	-	0	0	0	-	0	0	0	-	0	0	0	-	0	0	0	-	0	0	0	-	0	0	0	-	0	0	0	-
TOTAL OUHSC	473	66	203	0	57%	4	11	0	3%	11	36	0	10%	14	40	0	11%	9	12	0	4%	0	0	0	0%	0	1	0	0%	2	3	0	1%	8	53	0	13%
Allied Health	180	26	83	0	61%	1	4	0	3%	5	14	0	11%	4	6	0	6%	3	7	0	6%	0	0	0	0%	0	0	0	0%	0	3	0	2%	1	23	0	13%
Dentistry	70	17	18	0	50%	0	0	0	0%	2	3	0	7%	6	14	0	29%	3	0	0	4%	0	0	0	0%	0	1	0	1%	1	0	0	1%	2	3	0	7%
Graduate -CTS	0	0	0	0	-	0	0	0	-	0	0	0	-	0	0	0	-	0	0	0	-	0	0	0	-	0	0	0	-	0	0	0	-	0	0	0	-
Medicine	74	9	35	0	59%	0	0	0	0%	1	10	0	15%	2	6	0	11%	0	0	0	0%	0	0	0	0%	0	0	0	0%	0	0	0	0%	0	11	0	15%
Nursing	139	14	66	0	58%	3	5	0	6%	3	8	0	8%	1	11	0	9%	3	5	0	6%	0	0	0	0%	0	0	0	0%	1	0	0	1%	4	15	0	14%
Pharmacy	0	0	0	0	-	0	0	0	-	0	0	0	-	0	0	0	-	0	0	0	-	0	0	0	-	0	0	0	-	0	0	0	-	0	0	0	-
Public Health	1	0	0	0	0%	0	0	0	0%	0	0	0	0%	1	0	0	100%	0	0	0	0%	0	0	0	0%	0	0	0	0%	0	0	0	0%	0	0	0	0%
Norman Inter-Campus	0	0	0	0	-	0	0	0	-	0	0	0	-	0	0	0	-	0	0	0	-	0	0	0	-	0	0	0	-	0	0	0	-	0	0	0	-
Non-Degree	9	0	1	0	11%	0	2	0	22%	0	1	0	11%	0	3	0	33%	0	0	0	0%	0	0	0	0%	0	0	0	0%	0	0	0	0%	1	1	0	22%

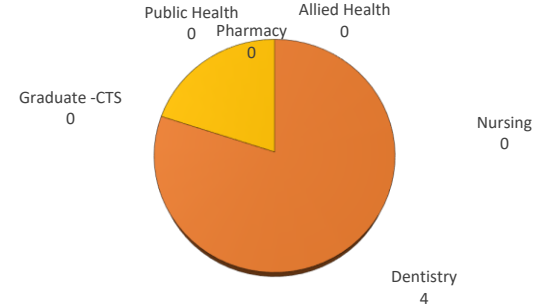
UNDERGRADUATE A&E



PROFESSIONAL A&E



GRADUATE COLLEGE A&E



IPEDS (Integrated Postsecondary Education Data System) is the core postsecondary education data collection program for the National Center for Education Statistics, a part of the Institute for Education Sciences within the United States Department of Education.