

ADMITTED & ENROLLED BY LEVEL REPORT

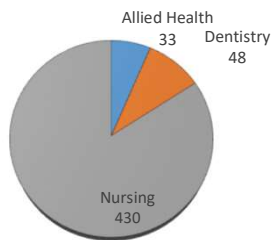
Fall 2024

Male/Female Ethnic (IPEDS) Totals

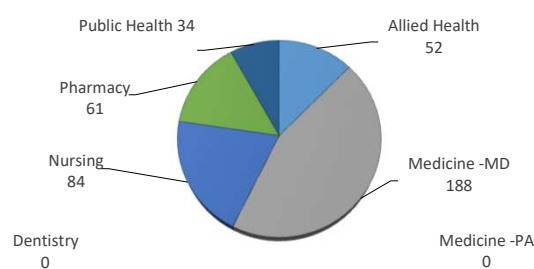
University of Oklahoma Health Sciences Center

LEVEL/COLLEGE	TOT	CAUCASIAN				AFRICAN AMERICAN				HISPANIC				ASIAN				AMERICAN INDIAN				HAWAIIAN/PACIFIC ISLANDER				INTERNATIONAL				MULTI-ETHNIC				UNREPORTED			
		M	F	U	%	M	F	U	%	M	F	U	%	M	F	U	%	M	F	U	%	M	F	U	%	M	F	U	%	M	F	U	%	M	F	U	%
UNDERGRADUATE	511	29	253	0	55%	1	26	0	5%	7	77	0	16%	2	32	0	7%	1	16	0	3%	1	0	0	0%	0	4	0	1%	0	14	0	3%	8	40	0	9%
Allied Health	33	2	18	0	61%	0	0	0	0%	1	8	0	27%	0	0	0	0%	0	1	0	3%	0	0	0	0%	0	0	0	0%	0	2	0	6%	0	1	0	3%
Dentistry	48	2	21	0	48%	0	2	0	4%	0	11	0	23%	0	4	0	8%	0	1	0	2%	0	0	0	0%	0	1	0	2%	0	0	0	0%	0	6	0	13%
Nursing	430	25	214	0	56%	1	24	0	6%	6	58	0	15%	2	28	0	7%	1	14	0	3%	1	0	0	0%	0	3	0	1%	0	12	0	3%	8	33	0	10%
PROFESSIONAL	419	74	157	0	55%	2	10	0	3%	8	26	0	8%	31	45	0	18%	4	7	0	3%	0	0	0	0%	0	7	0	2%	5	7	0	3%	17	19	0	9%
Allied Health	52	0	36	0	69%	0	2	0	4%	0	5	0	10%	0	4	0	8%	0	1	0	2%	0	0	0	0%	0	1	0	2%	0	0	0	0%	0	3	0	6%
Dentistry	0	0	0	0	-	0	0	0	-	0	0	0	-	0	0	0	-	0	0	0	-	0	0	0	-	0	0	0	-	0	0	0	-	0	0	0	-
Medicine -MD	188	55	44	0	53%	0	0	0	0%	2	10	0	6%	22	25	0	25%	2	0	0	1%	0	0	0	0%	0	0	0	0%	4	4	0	4%	14	6	0	11%
Medicine -PA	0	0	0	0	-	0	0	0	-	0	0	0	-	0	0	0	-	0	0	0	-	0	0	0	-	0	0	0	-	0	0	0	-	0	0	0	-
Nursing	84	6	48	0	64%	0	4	0	5%	3	5	0	10%	1	5	0	7%	0	3	0	4%	0	0	0	0%	0	0	0	0%	1	2	0	4%	2	4	0	7%
Pharmacy	61	6	18	0	39%	1	2	0	5%	2	4	0	10%	7	10	0	28%	2	2	0	7%	0	0	0	0%	0	0	0	0%	0	1	0	2%	0	6	0	10%
Public Health	34	7	11	0	53%	1	2	0	9%	1	2	0	9%	1	1	0	6%	0	1	0	3%	0	0	0	0%	0	6	0	18%	0	0	0	0%	1	0	0	3%
GRADUATE COLLEGE	60	7	18	0	42%	1	0	0	2%	0	3	0	5%	1	4	0	8%	0	0	0	0%	0	0	0	0%	11	10	0	35%	0	1	0	2%	2	2	0	7%
Allied Health	1	0	1	0	100%	0	0	0	0%	0	0	0	0%	0	0	0	0%	0	0	0	0%	0	0	0	0%	0	0	0	0%	0	0	0	0%				
Dentistry	0	0	0	0	-	0	0	0	-	0	0	0	-	0	0	0	-	0	0	0	-	0	0	0	-	0	0	0	-	0	0	0	-				
Graduate -CTS	1	0	0	0	0%	0	0	0	0%	0	0	0	0%	0	0	0	0%	0	0	0	0%	0	0	0	0%	1	0	0	100%	0	0	0	0%				
Medicine	38	3	12	0	39%	0	0	0	0%	0	3	0	8%	0	4	0	11%	0	0	0	0%	0	0	0	0%	7	7	0	37%	0	0	0	0%				
Nursing	2	0	1	0	50%	0	0	0	0%	0	0	0	0%	0	0	0	0%	0	0	0	0%	0	0	0	0%	0	0	0	0%	0	1	0	50%				
Pharmacy	2	1	0	0	50%	0	0	0	0%	0	0	0	0%	0	0	0	0%	0	0	0	0%	0	0	0	0%	0	0	0	0%	1	0	0	50%				
Public Health	16	3	4	0	44%	1	0	0	6%	0	0	0	0%	1	0	0	6%	0	0	0	0%	0	0	0	0%	3	3	0	38%	0	1	0	6%				
TOTAL OUHSC	992	110	428	0	54%	4	37	0	4%	15	106	0	12%	34	81	0	12%	5	23	0	3%	1	0	0	0%	12	21	0	3%	5	22	0	3%	27	61	0	9%
Allied Health	86	2	55	0	66%	0	2	0	2%	1	13	0	16%	0	4	0	5%	0	2	0	2%	0	0	0	0%	0	1	0	1%	0	2	0	2%	0	4	0	5%
Dentistry	48	2	21	0	48%	0	2	0	4%	0	11	0	23%	0	4	0	8%	0	1	0	2%	0	0	0	0%	0	1	0	2%	0	6	0	13%				
Graduate -CTS	1	0	0	0	0%	0	0	0	0%	0	0	0	0%	0	0	0	0%	0	0	0	0%	0	0	0	0%	1	0	0	100%	0	0	0	0%				
Medicine	226	58	56	0	50%	0	0	0	0%	2	13	0	7%	22	29	0	23%	2	0	0	1%	0	0	0	0%	7	7	0	6%	4	4	0	4%				
Nursing	516	31	263	0	57%	1	28	0	6%	9	63	0	14%	3	33	0	7%	1	17	0	3%	1	0	0	0%	0	3	0	1%	1	14	0	3%				
Pharmacy	63	7	18	0	40%	1	2	0	5%	2	4	0	10%	7	10	0	27%	2	2	0	6%	0	0	0	0%	0	1	0	2%	1	6	0	11%				
Public Health	50	10	15	0	50%	2	2	0	8%	1	2	0	6%	2	1	0	6%	0	1	0	2%	0	0	0	0%	3	9	0	24%	0	1	0	2%				
Norman Inter-Campus Non-Degree	0	0	0	0	-	0	0	0	-	0	0	0	-	0	0	0	-	0	0	0	-	0	0	0	-	0	0	0	-	0	0	0	-	0	0	0	-
	2	0	0	0	0%	0	1	0	50%	0	0	0	0%	0	0	0	0%	0	0	0	0%	0	0	0	0%	1	0	0	50%	0	0	0	0%				

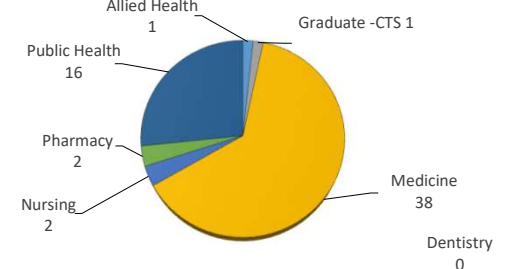
UNDERGRADUATE A&E



PROFESSIONAL A&E



GRADUATE COLLEGE A&E



IPEDS (Integrated Postsecondary Education Data System) is the core postsecondary education data collection program for the National Center for Education Statistics, a part of the Institute for Education Sciences within the United States Department of Education.

Prepared by the Office of Institutional Research using census data collected on September 20, 2024