

ADMITTED & ENROLLED BY LEVEL REPORT

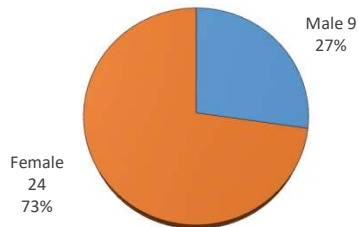
Spring 2024

Gender, Residency, Age & Full/Part Time Totals

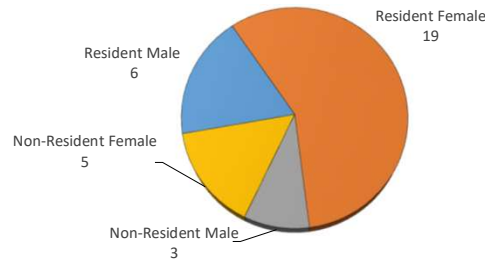
University of Oklahoma Health Sciences Center

LEVEL/COLLEGE	TOT	GENDER			RESIDENCY STATUS						AGE DISTRIBUTION						ENROLLMENT STATUS						
		Male	Female	%F	RESIDENT			NON-RESIDENT			0-20	21-25	26-30	31-40	41-50	>50+ Unkn	FULL TIME			PART TIME			
					Male	Female	%	Male	Female	%							Male	Female	%F	Male	Female	%F	
UNDERGRADUATE	5	1	4	80%	1	4	100%	0	0	0%	0	2	2	1	0	0	0	0	0	0%	1	4	100%
Allied Health	2	0	2	100%	0	2	100%	0	0	0%	0	1	1	0	0	0	0	0	0%	0	2	100%	
Dentistry	0	0	0	-	0	0	-	0	0	-	0	0	0	0	0	0	0	0	-	0	0	-	
Nursing	3	1	2	67%	1	2	100%	0	0	0%	0	1	1	1	0	0	0	0	0%	1	2	100%	
HEALTH PROFESSIONAL	16	6	10	63%	5	8	81%	1	2	19%	0	7	5	3	1	0	5	7	75%	1	3	25%	
Allied Health	0	0	0	-	0	0	-	0	0	-	0	0	0	0	0	0	0	0	-	0	0	-	
Dentistry	0	0	0	-	0	0	-	0	0	-	0	0	0	0	0	0	0	0	-	0	0	-	
Medicine -MD	0	0	0	-	0	0	-	0	0	-	0	0	0	0	0	0	0	0	-	0	0	-	
Medicine -PA	0	0	0	-	0	0	-	0	0	-	0	0	0	0	0	0	0	0	-	0	0	-	
Nursing	0	0	0	-	0	0	-	0	0	-	0	0	0	0	0	0	0	0	-	0	0	-	
Pharmacy	0	0	0	-	0	0	-	0	0	-	0	0	0	0	0	0	0	0	-	0	0	-	
Public Health	16	6	10	63%	5	8	81%	1	2	19%	0	7	5	3	1	0	5	7	75%	1	3	25%	
GRADUATE COLLEGE (MS, PhD)	8	2	5	63%	0	2	25%	2	3	63%	0	2	4	2	0	0	0	2	25%	2	3	63%	
Allied Health	0	0	0	-	0	0	-	0	0	-	0	0	0	0	0	0	0	0	-	0	0	-	
Dentistry	0	0	0	-	0	0	-	0	0	-	0	0	0	0	0	0	0	0	-	0	0	-	
Graduate -CTS	3	1	1	33%	0	1	33%	1	0	33%	0	0	2	1	0	0	0	1	33%	1	0	33%	
Medicine	4	1	3	75%	0	0	0%	1	3	100%	0	2	1	1	0	0	0	0	0%	1	3	100%	
Nursing	0	0	0	-	0	0	-	0	0	-	0	0	0	0	0	0	0	0	-	0	0	-	
Pharmacy	0	0	0	-	0	0	-	0	0	-	0	0	0	0	0	0	0	0	-	0	0	-	
Public Health	1	0	1	100%	0	1	100%	0	0	0%	0	0	1	0	0	0	0	1	100%	0	0	0%	
TOTAL OUHSC	34	9	24	71%	6	19	74%	3	5	24%	1	12	11	8	2	0	5	9	41%	4	15	56%	
Allied Health	2	0	2	100%	0	2	100%	0	0	0%	0	1	1	0	0	0	0	0	0%	0	2	100%	
Dentistry	0	0	0	-	0	0	-	0	0	-	0	0	0	0	0	0	0	0	-	0	0	-	
Graduate -CTS	3	1	1	33%	0	1	33%	1	0	33%	0	0	2	1	0	0	0	1	33%	1	0	33%	
Medicine	4	1	3	75%	0	0	0%	1	3	100%	0	2	1	1	0	0	0	0	0%	1	3	100%	
Nursing	3	1	2	67%	1	2	100%	0	0	0%	0	1	1	1	0	0	0	0	0%	1	2	100%	
Pharmacy	0	0	0	-	0	0	-	0	0	-	0	0	0	0	0	0	0	0	-	0	0	-	
Public Health	17	6	11	65%	5	9	82%	1	2	18%	0	7	6	3	1	0	5	8	76%	1	3	24%	
Norman Inter-Campus	0	0	0	-	0	0	-	0	0	-	0	0	0	0	0	0	0	0	-	0	0	-	
Non-Degree	5	0	5	100%	0	5	100%	0	0	0%	1	1	0	2	1	0	0	0	0%	0	5	100%	

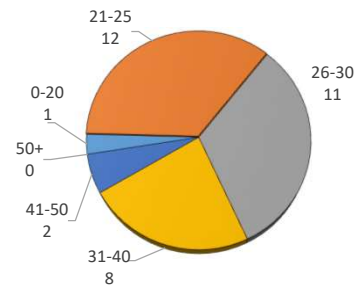
A&E BY GENDER



RESIDENCY STATUS



AGE DISTRIBUTION



ENROLLMENT STATUS

