

ADMITTED & ENROLLED BY LEVEL REPORT

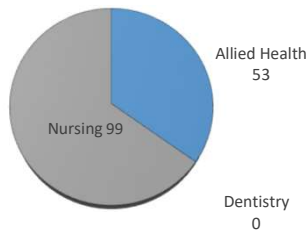
Summer 2024

Male/Female Ethnic (IPEDS) Totals

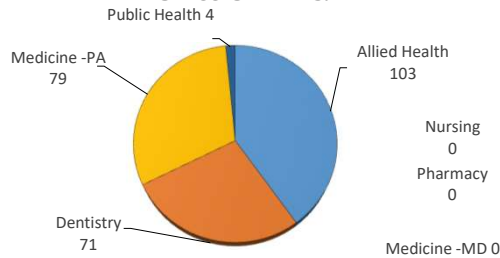
University of Oklahoma Health Sciences Center

LEVEL/COLLEGE	TOT	CAUCASIAN				AFRICAN AMERICAN				HISPANIC				ASIAN				AMERICAN INDIAN				HAWAIIAN/PACIFIC ISLANDER				INTERNATIONAL				MULTI-ETHNIC				UNREPORTED							
		M	F	U	%	M	F	U	%	M	F	U	%	M	F	U	%	M	F	U	%	M	F	U	%	M	F	U	%	M	F	U	%	M	F	U	%				
UNDERGRADUATE	152	15	74	0	59%	4	6	0	7%	6	13	0	13%	1	4	0	3%	1	2	0	2%	0	0	0	0%	1	1	0	1%	1	3	0	3%	1	19	0	13%				
Allied Health	53	6	28	0	64%	0	0	0	0%	2	4	0	11%	1	2	0	6%	1	0	0	2%	0	0	0	0%	0	0	0	0%	0	0	0	0%	0	0	0	0%	0	9	0	17%
Dentistry	0	0	0	0	-	0	0	0	-	0	0	0	-	0	0	0	-	0	0	0	-	0	0	0	-	0	0	0	-	0	0	0	-	0	0	0	-				
Nursing	99	9	46	0	56%	4	6	0	10%	4	9	0	13%	0	2	0	2%	0	2	0	2%	0	0	0	0%	1	1	0	2%	1	3	0	4%	1	10	0	11%				
PROFESSIONAL	257	27	137	0	64%	2	0	0	1%	3	8	0	4%	6	27	1	13%	6	3	0	4%	0	0	0	0%	0	0	0	0%	4	7	0	4%	10	16	0	10%				
Allied Health	103	11	68	0	77%	0	0	0	0%	1	4	0	5%	0	1	0	1%	2	1	0	3%	0	0	0	0%	0	0	0	0%	2	1	0	3%	5	7	0	12%				
Dentistry	71	11	21	0	45%	1	0	0	1%	0	1	0	1%	4	20	1	34%	2	2	0	6%	0	0	0	0%	0	0	0	0%	1	2	0	4%	4	1	0	7%				
Medicine -MD	0	0	0	0	-	0	0	0	-	0	0	0	-	0	0	0	-	0	0	0	-	0	0	0	-	0	0	0	-	0	0	0	-	0	0	0	-				
Medicine -PA	79	5	46	0	65%	1	0	0	1%	2	2	0	5%	2	6	0	10%	2	0	0	3%	0	0	0	0%	0	0	0	0%	1	4	0	6%	0	8	0	10%				
Nursing	0	0	0	0	-	0	0	0	-	0	0	0	-	0	0	0	-	0	0	0	-	0	0	0	-	0	0	0	-	0	0	0	-	0	0	0	-				
Pharmacy	0	0	0	0	-	0	0	0	-	0	0	0	-	0	0	0	-	0	0	0	-	0	0	0	-	0	0	0	-	0	0	0	-	0	0	0	-				
Public Health	4	0	2	0	50%	0	0	0	0%	0	1	0	25%	0	0	0	0%	0	0	0	0%	0	0	0	0%	0	0	0	0%	0	0	0	0%	1	0	0	25%				
GRADUATE COLLEGE	8	0	1	0	13%	0	0	0	0%	0	3	0	38%	1	1	0	25%	0	0	0	0%	0	0	0	0%	0	1	0	13%	0	0	0	0%	0	1	0	13%				
Allied Health	2	0	0	0	0%	0	0	0	0%	0	1	0	50%	0	0	0	0%	0	0	0	0%	0	0	0	0%	0	1	0	50%	0	0	0	0%	0	0	0	0%				
Dentistry	6	0	1	0	17%	0	0	0	0%	0	2	0	33%	1	1	0	33%	0	0	0	0%	0	0	0	0%	0	0	0	0%	0	0	0	0%	0	1	0	17%				
Graduate -CTS	0	0	0	0	-	0	0	0	-	0	0	0	-	0	0	0	-	0	0	0	-	0	0	0	-	0	0	0	-	0	0	0	-	0	0	0	-				
Medicine	0	0	0	0	-	0	0	0	-	0	0	0	-	0	0	0	-	0	0	0	-	0	0	0	-	0	0	0	-	0	0	0	-	0	0	0	-				
Nursing	0	0	0	0	-	0	0	0	-	0	0	0	-	0	0	0	-	0	0	0	-	0	0	0	-	0	0	0	-	0	0	0	-	0	0	0	-				
Pharmacy	0	0	0	0	-	0	0	0	-	0	0	0	-	0	0	0	-	0	0	0	-	0	0	0	-	0	0	0	-	0	0	0	-	0	0	0	-				
Public Health	0	0	0	0	-	0	0	0	-	0	0	0	-	0	0	0	-	0	0	0	-	0	0	0	-	0	0	0	-	0	0	0	-	0	0	0	-				
TOTAL OUHSC	424	44	214	0	61%	7	6	0	3%	9	26	0	8%	8	32	1	9%	7	5	0	3%	0	0	0	0%	1	2	0	1%	5	10	0	4%	11	36	0	11%				
Allied Health	158	17	96	0	72%	0	0	0	0%	3	9	0	8%	1	3	0	3%	3	1	0	3%	0	0	0	0%	0	1	0	1%	2	1	0	2%	5	16	0	13%				
Dentistry	77	11	22	0	43%	1	0	0	1%	0	3	0	4%	5	21	1	34%	2	2	0	5%	0	0	0	0%	0	0	0	0%	1	2	0	4%	4	2	0	8%				
Graduate -CTS	0	0	0	0	-	0	0	0	-	0	0	0	-	0	0	0	-	0	0	0	-	0	0	0	-	0	0	0	-	0	0	0	-	0	0	0	-				
Medicine	79	5	46	0	65%	1	0	0	1%	2	2	0	5%	2	6	0	10%	2	0	0	3%	0	0	0	0%	0	0	0	0%	1	4	0	6%	0	8	0	10%				
Nursing	99	9	46	0	56%	4	6	0	10%	4	9	0	13%	0	2	0	2%	0	2	0	2%	0	0	0	0%	1	1	0	2%	1	3	0	4%	1	10	0	11%				
Pharmacy	0	0	0	0	-	0	0	0	-	0	0	0	-	0	0	0	-	0	0	0	-	0	0	0	-	0	0	0	-	0	0	0	-	0	0	0	-				
Public Health	4	0	2	0	50%	0	0	0	0%	0	1	0	25%	0	0	0	0%	0	0	0	0%	0	0	0	0%	0	0	0	0%	0	0	0	0%	1	0	0	25%				
Norman Inter-Campus Non-Degree	7	2	2	0	57%	1	0	0	14%	0	2	0	29%	0	0	0	0%	0	0	0	0%	0	0	0	0%	0	0	0	0%	0	0	0	0%	0	0	0	0%				

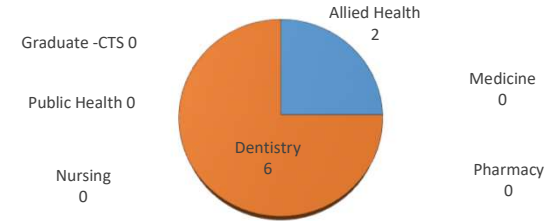
UNDERGRADUATE A&E



PROFESSIONAL A&E



GRADUATE COLLEGE A&E



IPEDS (Integrated Postsecondary Education Data System) is the core postsecondary education data collection program for the National Center for Education Statistics, a part of the Institute for Education Sciences within the United States Department of Education.

Prepared by the Office of Institutional Research using census data collected on June 7, 2024